

Foam Skin Insulated & LAP Sheathed Jelly Filled Cables to IEC 60708

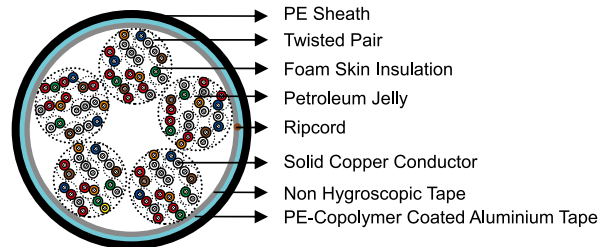
APPLICATION

The cables are designed for use in access or trunk networks, from telephone exchange to subscriber area. The cables are suitable for installation in ducts, direct burial in the ground and also for aerial installation with integral suspension strand. Jelly filled option is for subscriber's cables installed underground or along the edge of pavement. An armoured option is offered for direct burial installations. A figure-8 self support option is offered for aerial installation.



STANDARDS

- IEC 60708



CONSTRUCTION

- **Conductors:** Solid annealed bare copper, 0.4/0.5/0.6/0.63/0.8/0.9 mm as per class 1 of IEC 60228 & ASTM B-3.
- **Insulation:** Foam Skin which is a composite polyethylene insulation made of an inner cellular layer and an outer solid skin, as per IEC 60708/BS EN 50290-2-23/BS 6234/ ASTM D 1248/NFC 32-060/VDE 0207.
- **Twisted Pairs:** Insulated conductors are twisted into pairs with varying lay length to minimize crosstalk.
- **Cabling Element:** Twisted Pairs.
- **Cable Core Assembly:** Cables with 100 pairs or less are composed of 10-pair sub-units; cables with over 100 pairs are composed of 50 or 100-pair units. Any extra pairs form a separate unit. Units are identified by colour coded binders. Standard construction is per IEC 60708 given in Cable Make Up Diagram.
- **Core Wrapping:** One or more non-hygroscopic polyester tapes are helically or longitudinally laid with an overlap. These tapes furnish thermal, mechanical as well as high dielectric protection between shielding and individual conductors.
- **Moisture Barrier:** A layer of aluminium tape (0.15mm) coated with PE-copolymer on one or both sides is applied longitudinally with overlap over the cable core to provide 100% electrical shielding coverage and ensure a barrier against water vapor. In cables with more than 200 pairs, the aluminum tape may be corrugated for improved cable flexibility.
- **Filling (optional):** The cable core interstices are filled with petroleum jelly to avoid longitudinal water penetration within the cable. The water resistant filling compound is applied to the air space between non-hygroscopic tape and shield, shield and sheath within the cable core.
- **Sheath:** Black low density polyethylene as per BS 6234/IEC 60708/ASTM D 1248, being able to withstand exposure to sunlight, temperature variations, ground chemicals and other environmental contaminants.
- **Ripcord:** Ripcord may be provided for slitting the sheath longitudinally to facilitate its removal.
- **Spare Pairs (optional):** Spare pairs may be incorporated for 200 and larger pair cables.
- **Continuity Wire (optional):** One tinned copper drain wire may be longitudinally laid to ensure electrical continuity of the screen.



Caledonian

OUTDOOR TELEPHONE CABLES

www.caledonian-cables.co.uk www.addison-cables.com

OPTIONAL CONSTRUCTION

- **Armoured Cable:** Steel wire armour or corrugated steel tape armour is applied over an optional inner polyethylene sheath. For steel tape version, the 0.2/0.5mm thick steel tape is coated with a copolymer and applied with an overlap. An outer polyethylene sheath is applied over the armour.
- **Self-Support Cables:** A 7-strand galvanized steel strand is used as support wire. Black polyethylene sheath covers both core and support wire in a figure-8 construction.

ELECTRICAL PROPERTIES

Nominal Conductor Diameter	mm	0.4	0.5	0.6	0.63	0.8	0.9
Conductor Gauge Size	AWG	26	24	-	22	20	19
Conductor Size	mm ²	0.126	0.196	0.283	0.312	0.5	0.636
Maximum Average Conductor Resistance @20°C	Ω/km	143	91	63	58	34.6	28
Minimum Insulation Resistance @500V DC	MΩ·km	5000	5000	5000	5000	5000	5000
Maximum Average Mutual Capacitance @800Hz	nF/km	53	53	56	56	59	59
Maximum Individual Mutual Capacitance @800Hz (for 99% cases)	nF/km	60	60	60	60	64	64
Maximum Individual Capacitance Unbalance @800Hz pair-to-pair	pF/500m	250	250	250	250	160	160
Maximum Individual Capacitance Unbalance @800Hz pair-to-pair (for 95% cases)	pF/500m	150	150	150	150	100	100
Maximum Individual Capacitance Unbalance @800Hz pair-to-ground	pF/500m	1700	1700	1700	1700	1700	1700
Maximum Individual Capacitance Unbalance @800Hz pair-to-ground (for 95% cases)	pF/500m	1000	1000	1000	1000	1000	1000
Maximum Conductor Loop Resistance @20°C	Ω/km	300	192	130	114	73	60
Impedance @1KHz	Ω	994	796	665	660	500	445
Impedance @100KHz	Ω	147	134	127	125	124	122
Impedance @512KHz	Ω	120	118	117.5	117	116.5	116
Impedance @1MHz	Ω	117	115	114.5	114	113.5	113
Maximum Average Attenuation @0.8KHz	dB/km	1.64	1.30	1.1	1.04	0.9	0.74
Maximum Average Attenuation @1KHz	dB/km	1.68	1.35	1.14	1.08	0.93	0.76
Maximum Average Attenuation @3KHz	dB/km	3.18	2.52	2.3	2.01	1.74	1.42
Maximum Average Attenuation @150KHz	dB/km	11.4	8.3	7.2	6.2	5.7	4.4
Maximum Average Attenuation @772KHz	dB/km	24.3	19.4	17.4	15.4	13.1	10.8
Maximum Average Attenuation @1000KHz	dB/km	27.1	21.4	18.5	17.5	13.7	12.8
Dielectric Strength							
Conductor to Conductor (1min)	V DC	500	500	500	500	500	500
Conductor to Screen (1min)	V DC	1000	1000	1000	1000	1000	1000
Nominal Insulation Thickness	mm	0.175	0.20	0.25	0.26	0.3	0.3
Nominal Insulated Conductor Diameter	mm	0.75	0.90	1.1	1.15	1.4	1.5

MECHANICAL AND THERMAL PROPERTIES

Temperature range during operation (fixed state): -30°C – +70°C

Temperature range during installation (mobile state): -20°C – +50°C

Minimum bending radius: 10 x Overall Diameter (unarmoured cables); 15 x Overall Diameter (armoured cables)

COLOUR CODE

Standard colour code is per IEC 60708 given in Colour Code Chart

DIMENSIONS AND WEIGHT

Foam Skin Insulated and LAP Sheathed Jelly Filled Cable to IEC 60708

Cable Code	Number of Pairs	Nominal Sheath Thickness mm	Nominal Overall Diameter mm	Nominal Weight kg/km
0.4mm Conductor, 0.75mm Insulated Wire				
TP708-02YSF(L)2Y-10P04	10	1.5	9.0	82
TP708-02YSF(L)2Y-20P04	20	1.5	10.0	120
TP708-02YSF(L)2Y-30P04	30	1.5	11.0	161
TP708-02YSF(L)2Y-50P04	50	1.5	14.0	239
TP708-02YSF(L)2Y-70P04	70	1.5	15.0	315
TP708-02YSF(L)2Y-100P04	100	1.5	18.0	434
TP708-02YSF(L)2Y-150P04	150	1.5	21.0	630
TP708-02YSF(L)2Y-200P04	200	1.8	24.0	824
TP708-02YSF(L)2Y-300P04	300	1.8	29.0	1195
TP708-02YSF(L)2Y-400P04	400	1.8	32.0	1556
TP708-02YSF(L)2Y-500P04	500	2.0	36.0	1921
TP708-02YSF(L)2Y-600P04	600	2.0	39.0	2282
TP708-02YSF(L)2Y-800P04	800	2.5	44.0	2987
TP708-02YSF(L)2Y-900P04	900	2.5	46.0	3364
TP708-02YSF(L)2Y-1000P04	1000	2.5	49.0	3712
TP708-02YSF(L)2Y-1200P04	1200	2.8	53.0	4411
TP708-02YSF(L)2Y-1500P04	1500	2.8	59.0	5483
TP708-02YSF(L)2Y-1800P04	1800	3.2	64.0	6567
TP708-02YSF(L)2Y-2100P04	2100	3.2	69.0	7626
TP708-02YSF(L)2Y-2400P04	2400	3.5	73.0	8663
TP708-02YSF(L)2Y-2700P04	2700	3.5	77.0	9697
TP708-02YSF(L)2Y-3000P04	3000	3.5	81.0	10729
0.5mm Conductor, 0.9mm Insulated Wire				
TP708-02YSF(L)2Y-10P05	10	1.5	10	108
TP708-02YSF(L)2Y-20P05	20	1.5	12	165
TP708-02YSF(L)2Y-30P05	30	1.5	13	226
TP708-02YSF(L)2Y-50P05	50	1.5	16	344
TP708-02YSF(L)2Y-70P05	70	1.5	18	458
TP708-02YSF(L)2Y-100P05	100	1.5	21	645
TP708-02YSF(L)2Y-150P05	150	1.8	25	939
TP708-02YSF(L)2Y-200P05	200	1.8	29	1224
TP708-02YSF(L)2Y-300P05	300	2.0	34	1787
TP708-02YSF(L)2Y-400P05	400	2.0	39	2352
TP708-02YSF(L)2Y-500P05	500	2.5	43	2897
TP708-02YSF(L)2Y-600P05	600	2.5	47	3469
TP708-02YSF(L)2Y-800P05	800	2.8	53	4553
TP708-02YSF(L)2Y-900P05	900	2.8	57	5129
TP708-02YSF(L)2Y-1000P05	1000	2.8	60	5666
TP708-02YSF(L)2Y-1200P05	1200	3.2	65	6732
TP708-02YSF(L)2Y-1500P05	1500	3.5	72	8348
TP708-02YSF(L)2Y-1800P05	1800	3.5	78	10011



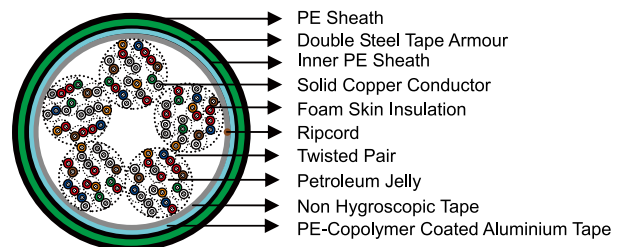
Caledonian

OUTDOOR TELEPHONE CABLES

www.caledonian-cables.co.uk www.addison-cables.com

(Continued from previous page)

Cable Code	Number of Pairs	Nominal Sheath Thickness mm	Nominal Overall Diameter mm	Nominal Weight kg/km
TP708-02YSF(L)2Y-2100P05	2100	3.5	84	11609
0.6mm Conductor, 1.1mm Insulated Wire				
TP708-02YSF(L)2Y-10P06	10	1.5	11	139
TP708-02YSF(L)2Y-20P06	20	1.5	13	218
TP708-02YSF(L)2Y-30P06	30	1.5	15	302
TP708-02YSF(L)2Y-50P06	50	1.5	18	467
TP708-02YSF(L)2Y-70P06	70	1.5	21	639
TP708-02YSF(L)2Y-100P06	100	1.8	25	894
TP708-02YSF(L)2Y-150P06	150	1.8	30	1297
TP708-02YSF(L)2Y-200P06	200	1.8	33	1707
TP708-02YSF(L)2Y-300P06	300	2.0	40	2507
TP708-02YSF(L)2Y-400P06	400	2.5	46	3315
TP708-02YSF(L)2Y-500P06	500	2.5	51	4088
TP708-02YSF(L)2Y-600P06	600	2.8	55	4860
TP708-02YSF(L)2Y-800P06	800	3.2	63	6444
0.8mm Conductor, 1.4mm Insulated Wire				
TP708-02YSF(L)2Y-10P08	10	1.5	13	210
TP708-02YSF(L)2Y-20P08	20	1.5	16	348
TP708-02YSF(L)2Y-30P08	30	1.5	19	507
TP708-02YSF(L)2Y-50P08	50	1.8	23	793
TP708-02YSF(L)2Y-70P08	70	1.8	28	1081
TP708-02YSF(L)2Y-100P08	100	1.8	32	1521
TP708-02YSF(L)2Y-150P08	150	2.0	38	2240
TP708-02YSF(L)2Y-200P08	200	2.5	43	2944
TP708-02YSF(L)2Y-300P08	300	2.8	52	4355
TP708-02YSF(L)2Y-400P08	400	2.8	60	5763
TP708-02YSF(L)2Y-500P08	500	3.2	67	7158



Foam Skin Insulated, Double Steel Tape Armoured & LAP Sheathed Jelly Filled Cable to IEC 60708

Cable Code	Number of Pairs	Nominal Inner Sheath Thickness mm	Nominal Outer Sheath Thickness mm	Nominal Overall Diameter mm	Nominal Weight kg/km
0.4mm Conductor, 0.75mm Insulated Wire					
TP708-02YSF(L)2Y(DSTA)2Y-10P04	10	1.5	1.5	12.0	188
TP708-02YSF(L)2Y(DSTA)2Y-20P04	20	1.5	1.5	14.0	241
TP708-02YSF(L)2Y(DSTA)2Y-30P04	30	1.5	1.5	15.0	296
TP708-02YSF(L)2Y(DSTA)2Y-50P04	50	1.5	1.5	17.0	397
TP708-02YSF(L)2Y(DSTA)2Y-70P04	70	1.5	1.5	19.0	505
TP708-02YSF(L)2Y(DSTA)2Y-100P04	100	1.5	1.5	22.0	646
TP708-02YSF(L)2Y(DSTA)2Y-150P04	150	1.5	1.8	25.0	876
TP708-02YSF(L)2Y(DSTA)2Y-200P04	200	1.8	1.8	28.0	1091

(Continued from previous page)

Cable Code	Number of Pairs	Nominal Inner Sheath Thickness mm	Nominal Outer Sheath Thickness mm	Nominal Overall Diameter mm	Nominal Weight kg/km
TP708-02YSF(L)2Y(DSTA)2Y-300P04	300	1.8	1.8	32.0	1522
TP708-02YSF(L)2Y(DSTA)2Y-400P04	400	1.8	2.0	37.0	1991
TP708-02YSF(L)2Y(DSTA)2Y-500P04	500	2.0	2.0	43.0	2913
TP708-02YSF(L)2Y(DSTA)2Y-600P04	600	2.0	2.5	46.0	3347
TP708-02YSF(L)2Y(DSTA)2Y-800P04	800	2.5	2.5	51.0	4186
TP708-02YSF(L)2Y(DSTA)2Y-900P04	900	2.5	2.8	54.0	4630
TP708-02YSF(L)2Y(DSTA)2Y-1000P04	1000	2.5	2.8	56.0	5034
TP708-02YSF(L)2Y(DSTA)2Y-1200P04	1200	2.8	2.8	61.0	5881
0.5mm Conductor, 0.9mm Insulated Wire					
TP708-02YSF(L)2Y(DSTA)2Y-10P05	10	1.5	1.5	14.0	227
TP708-02YSF(L)2Y(DSTA)2Y-20P05	20	1.5	1.5	15.0	301
TP708-02YSF(L)2Y(DSTA)2Y-30P05	30	1.5	1.5	17.0	381
TP708-02YSF(L)2Y(DSTA)2Y-50P05	50	1.5	1.5	20.0	534
TP708-02YSF(L)2Y(DSTA)2Y-70P05	70	1.5	1.5	22.0	681
TP708-02YSF(L)2Y(DSTA)2Y-100P05	100	1.5	1.8	25.0	894
TP708-02YSF(L)2Y(DSTA)2Y-150P05	150	1.8	1.8	30.0	1241
TP708-02YSF(L)2Y(DSTA)2Y-200P05	200	1.8	1.8	33.0	1562
TP708-02YSF(L)2Y(DSTA)2Y-300P05	300	2.0	2.0	40.0	2250
TP708-02YSF(L)2Y(DSTA)2Y-400P05	400	2.0	2.5	47.0	3433
TP708-02YSF(L)2Y(DSTA)2Y-500P05	500	2.5	2.5	51.0	4081
TP708-02YSF(L)2Y(DSTA)2Y-600P05	600	2.5	2.8	55.0	4755
TP708-02YSF(L)2Y(DSTA)2Y-800P05	800	2.8	3.2	62.0	6047
TP708-02YSF(L)2Y(DSTA)2Y-900P05	900	2.8	3.2	65.0	6685
TP708-02YSF(L)2Y(DSTA)2Y-1000P05	1000	3.2	3.5	68.0	7294
0.6mm Conductor, 1.1mm Insulated Wire					
TP708-02YSF(L)2Y(DSTA)2Y-10P06	10	1.5	1.5	15.0	270
TP708-02YSF(L)2Y(DSTA)2Y-20P06	20	1.5	1.5	17.0	370
TP708-02YSF(L)2Y(DSTA)2Y-30P06	30	1.5	1.5	19.0	482
TP708-02YSF(L)2Y(DSTA)2Y-50P06	50	1.5	1.5	22.0	682
TP708-02YSF(L)2Y(DSTA)2Y-70P06	70	1.5	1.8	25.0	888
TP708-02YSF(L)2Y(DSTA)2Y-100P06	100	1.8	1.8	29.0	1191
TP708-02YSF(L)2Y(DSTA)2Y-150P06	150	1.8	2.0	34.0	1645
TP708-02YSF(L)2Y(DSTA)2Y-200P06	200	2.0	2.0	39.0	2161
TP708-02YSF(L)2Y(DSTA)2Y-300P06	300	2.0	2.5	48.0	3617
TP708-02YSF(L)2Y(DSTA)2Y-400P06	400	2.5	2.8	54.0	4573
TP708-02YSF(L)2Y(DSTA)2Y-500P06	500	2.5	2.8	59.0	5510
TP708-02YSF(L)2Y(DSTA)2Y-600P06	600	2.8	3.2	64.0	6396
TP708-02YSF(L)2Y(DSTA)2Y-800P06	800	3.2	3.5	72.0	8215
0.8mm Conductor, 1.4mm Insulated Wire					
TP708-02YSF(L)2Y(DSTA)2Y-10P08	10	1.5	1.5	17.0	364
TP708-02YSF(L)2Y(DSTA)2Y-20P08	20	1.5	1.5	20.0	548
TP708-02YSF(L)2Y(DSTA)2Y-30P08	30	1.5	1.5	23.0	724
TP708-02YSF(L)2Y(DSTA)2Y-50P08	50	1.8	1.8	28.0	1065
TP708-02YSF(L)2Y(DSTA)2Y-70P08	70	1.8	1.8	32.0	1404
TP708-02YSF(L)2Y(DSTA)2Y-100P08	100	2.0	2.0	37.0	1957
TP708-02YSF(L)2Y(DSTA)2Y-150P08	150	2.0	2.5	46.0	3302
TP708-02YSF(L)2Y(DSTA)2Y-200P08	200	2.5	2.5	51.0	4142
TP708-02YSF(L)2Y(DSTA)2Y-300P08	300	2.8	2.8	61.0	5823
TP708-02YSF(L)2Y(DSTA)2Y-400P08	400	2.8	3.2	68.0	7408
TP708-02YSF(L)2Y(DSTA)2Y-500P08	500	3.2	3.5	75.0	9001



Caledonian

OUTDOOR TELEPHONE CABLES

www.caledonian-cables.co.uk www.addison-cables.com

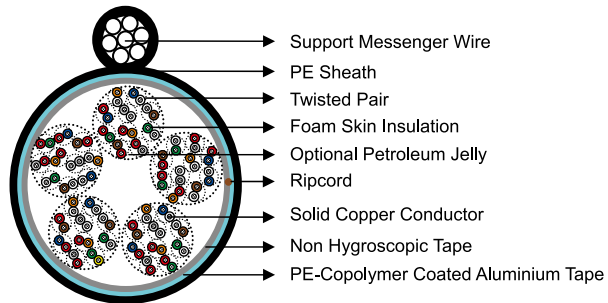



Fig 8 Foam Skin Insulated & LAP Sheathed Jelly Filled Cable to IEC 60708

Cable Code	Number of Pairs	Support Wire No. X Diameter mm	Nominal Outer Sheath Thickness mm	Nominal Cable Dimensions Height X Diameter mm	Nominal Weight kg/km
0.4mm Conductor, 0.75mm Insulated Wire					
TP708-02YSF(L)2Y-10P04-SS	10	7X0.9	1.5	16X8.0	136
TP708-02YSF(L)2Y-20P04-SS	20	7X0.9	1.5	18X9.5	177
TP708-02YSF(L)2Y-30P04-SS	30	7X1.2	1.5	20X10.9	252
TP708-02YSF(L)2Y-50P04-SS	50	7X1.2	1.5	22X13.0	330
TP708-02YSF(L)2Y-70P04-SS	70	7X1.2	1.5	24X14.7	404
TP708-02YSF(L)2Y-100P04-SS	100	7X1.2	1.5	26X16.9	515
TP708-02YSF(L)2Y-150P04-SS	150	7X1.6	1.5	30X19.8	760
TP708-02YSF(L)2Y-200P04-SS	200	7X1.6	1.8	34X23	965
0.5mm Conductor, 0.9mm Insulated Wire					
TP708-02YSF(L)2Y-10P05-SS	10	7X0.9	1.5	17X8.9	158
TP708-02YSF(L)2Y-20P05-SS	20	7X0.9	1.5	19X10.8	220
TP708-02YSF(L)2Y-30P05-SS	30	7X1.2	1.5	22X12.4	309
TP708-02YSF(L)2Y-50P05-SS	50	7X1.2	1.5	24X15.1	426
TP708-02YSF(L)2Y-70P05-SS	70	7X1.2	1.5	26X17.1	530
TP708-02YSF(L)2Y-100P05-SS	100	7X1.2	1.5	29X19.7	695
TP708-02YSF(L)2Y-150P05-SS	150	7X1.6	1.8	35X25	1060
TP708-02YSF(L)2Y-200P05-SS	200	7X1.6	1.8	38X28	1320
0.63mm Conductor, 1.15mm Insulated Wire					
TP708-02YSF(L)2Y-10P063-SS	10	7X1.2	1.5	20X10.0	240
TP708-02YSF(L)2Y-20P063-SS	20	7X1.2	1.5	22X13.2	336
TP708-02YSF(L)2Y-30P063-SS	30	7X1.2	1.5	25X15.4	431
TP708-02YSF(L)2Y-50P063-SS	50	7X1.2	1.5	28X19.0	625
TP708-02YSF(L)2Y-70P063-SS	70	7X1.6	1.5	32X22	865
TP708-02YSF(L)2Y-100P063-SS	100	7X1.6	1.8	37X26	1170
TP708-02YSF(L)2Y-150P063-SS	150	7X1.6	1.8	42X31	1640
TP708-02YSF(L)2Y-200P063-SS	200	7X1.6	2.0	47X36	2110
0.9mm Conductor, 1.5mm Insulated Wire					
TP708-02YSF(L)2Y-10P09-SS	10	7X1.2	1.5	22X13.1	330
TP708-02YSF(L)2Y-20P09-SS	20	7X1.2	1.5	26X16.4	505
TP708-02YSF(L)2Y-30P09-SS	30	7X1.2	1.5	29X19.5	680
TP708-02YSF(L)2Y-50P09-SS	50	7X1.6	1.8	36X25	1120
TP708-02YSF(L)2Y-70P09-SS	70	7X1.6	1.8	40X29	1460
TP708-02YSF(L)2Y-100P09-SS	100	7X1.6	2.0	45X34	1990
TP708-02YSF(L)2Y-150P09-SS	150	7X2.0	2.0	53X41	2930

Fig 8 Foam Skin Insulated and LAP Sheathed Air Core Cable to IEC 60708

Cable Code	Number of Pairs	Support Wire No. X Diameter mm	Nominal Outer Sheath Thickness mm	Nominal Cable Dimensions Height X Diameter mm	Nominal Weight kg/km
0.4mm Conductor, 0.75mm Insulated Wire					
TP708-02YS(L)2Y-10P04-SS	10	7X0.9	1.5	16X8.0	129
TP708-02YS(L)2Y-20P04-SS	20	7X0.9	1.5	18X9.4	166
TP708-02YS(L)2Y-30P04-SS	30	7X1.2	1.5	20X10.7	234
TP708-02YS(L)2Y-50P04-SS	50	7X1.2	1.5	22X12.9	306
TP708-02YS(L)2Y-70P04-SS	70	7X1.2	1.5	24X14.6	370
TP708-02YS(L)2Y-100P04-SS	100	7X1.2	1.5	26X16.7	466
TP708-02YS(L)2Y-150P04-SS	150	7X1.6	1.5	30X19.6	680
TP708-02YS(L)2Y-200P04-SS	200	7X1.6	1.5	33X23	840
0.5mm Conductor, 0.9mm Insulated Wire					
TP708-02YS(L)2Y-10P05-SS	10	7X0.9	1.5	17X8.6	148
TP708-02YS(L)2Y-20P05-SS	20	7X0.9	1.5	19X10.3	198
TP708-02YS(L)2Y-30P05-SS	30	7X1.2	1.5	21X11.7	280
TP708-02YS(L)2Y-50P05-SS	50	7X1.2	1.5	23X14.1	378
TP708-02YS(L)2Y-70P05-SS	70	7X1.2	1.5	25X16.1	472
TP708-02YS(L)2Y-100P05-SS	100	7X1.2	1.5	28X18.5	610
TP708-02YS(L)2Y-150P05-SS	150	7X1.6	1.5	32X22	895
TP708-02YS(L)2Y-200P05-SS	200	7X1.6	1.8	36X26	1140
0.63mm Conductor, 1.15mm Insulated Wire					
TP708-02YS(L)2Y-10P063-SS	10	7X1.2	1.5	19X9.8	216
TP708-02YS(L)2Y-20P063-SS	20	7X1.2	1.5	21X11.9	295
TP708-02YS(L)2Y-30P063-SS	30	7X1.2	1.5	23X13.9	373
TP708-02YS(L)2Y-50P063-SS	50	7X1.2	1.5	26X16.8	530
TP708-02YS(L)2Y-70P063-SS	70	7X1.6	1.5	30X19.2	740
TP708-02YS(L)2Y-100P063-SS	100	7X1.6	1.8	34X23	995
TP708-02YS(L)2Y-150P063-SS	150	7X1.6	1.8	38X28	1370
TP708-02YS(L)2Y-200P063-SS	200	7X1.6	1.8	42X31	1730
0.9mm Conductor, 1.5mm Insulated Wire					
TP708-02YS(L)2Y-10P09-SS	10	7X1.2	1.5	21X12.1	291
TP708-02YS(L)2Y-20P09-SS	20	7X1.2	1.5	24X15	440
TP708-02YS(L)2Y-30P09-SS	30	7X1.2	1.5	27X17.6	585
TP708-02YS(L)2Y-50P09-SS	50	7X1.6	1.5	32X22	940
TP708-02YS(L)2Y-70P09-SS	70	7X1.6	1.8	37X26	1250
TP708-02YS(L)2Y-100P09-SS	100	7X1.6	1.8	41X31	1680
TP708-02YS(L)2Y-150P09-SS	150	7X2.0	1.9	48X37	2470

Fig 8 Foam Skin Insulated, Double Steel Tape Armoured & LAP Sheathed Jelly Filled Cable to IEC 60708

Cable Code	Number of Pairs	Support Wire No. X Diameter mm	Nominal Inner / Outer Sheath Thickness mm	Nominal Cable Dimensions Height X Diameter mm	Nominal Weight kg/km
0.4mm Conductor, 0.75mm Insulated Wire					
TP708-02YSF(L)2Y(DSTA)2Y-10P04-SS	10	7X1.2	1.5/1.5	21X12.2	295
TP708-02YSF(L)2Y(DSTA)2Y-20P04-SS	20	7X1.2	1.5/1.5	23X13.7	354



Caledonian

OUTDOOR TELEPHONE CABLES

www.caledonian-cables.co.uk www.addison-cables.com

(Continued from previous page)

Cable Code	Number of Pairs	Support Wire No. X Diameter mm	Nominal Inner / Outer Sheath Thickness mm	Nominal Cable Dimensions Height X Diameter mm	Nominal Weight kg/km
TP708-02YSF(L)2Y(DSTA)2Y-30P04-SS	30	7X1.2	1.5/1.5	24X14.9	407
TP708-02YSF(L)2Y(DSTA)2Y-50P04-SS	50	7X1.2	1.5/1.5	26X17.1	515
TP708-02YSF(L)2Y(DSTA)2Y-70P04-SS	70	7X1.2	1.5/1.5	28X18.7	610
TP708-02YSF(L)2Y(DSTA)2Y-100P04-SS	100	7X1.2	1.5/1.5	30X21	745
TP708-02YSF(L)2Y(DSTA)2Y-150P04-SS	150	7X1.6	1.5/1.8	35X25	1060
TP708-02YSF(L)2Y(DSTA)2Y-200P04-SS	200	7X1.6	1.8/1.8	39X28	1300
0.5mm Conductor, 0.9mm Insulated Wire					
TP708-02YSF(L)2Y(DSTA)2Y-10P05-SS	10	7X1.2	1.5/1.5	22X13.0	325
TP708-02YSF(L)2Y(DSTA)2Y-20P05-SS	20	7X1.2	1.5/1.5	21X14.9	408
TP708-02YSF(L)2Y(DSTA)2Y-30P05-SS	30	7X1.2	1.5/1.5	26X16.5	485
TP708-02YSF(L)2Y(DSTA)2Y-50P05-SS	50	7X1.2	1.5/1.5	28X19.1	635
TP708-02YSF(L)2Y(DSTA)2Y-70P05-SS	70	7X1.6	1.5/1.5	32X22	830
TP708-02YSF(L)2Y(DSTA)2Y-100P05-SS	100	7X1.6	1.5/1.8	35X25	1050
TP708-02YSF(L)2Y(DSTA)2Y-150P05-SS	150	7X1.6	1.8/1.8	40X29	1410
TP708-02YSF(L)2Y(DSTA)2Y-200P05-SS	200	7X1.6	1.8/2.0	43X33	1740
0.63mm Conductor, 1.15mm Insulated Wire					
TP708-02YSF(L)2Y(DSTA)2Y-10P063-SS	10	7X1.2	1.5/1.5	24X14.7	393
TP708-02YSF(L)2Y(DSTA)2Y-20P063-SS	20	7X1.2	1.5/1.5	27X17.3	525
TP708-02YSF(L)2Y(DSTA)2Y-30P063-SS	30	7X1.2	1.5/1.5	29X19.4	645
TP708-02YSF(L)2Y(DSTA)2Y-50P063-SS	50	7X1.2	1.5/1.8	33X24	915
TP708-02YSF(L)2Y(DSTA)2Y-70P063-SS	70	7X1.6	1.5/1.8	37X27	1190
TP708-02YSF(L)2Y(DSTA)2Y-100P063-SS	100	7X1.6	1.8/1.8	42X31	1550
TP708-02YSF(L)2Y(DSTA)2Y-150P063-SS	150	7X1.6	1.8/2.0	47X36	2100
TP708-02YSF(L)2Y(DSTA)2Y-200P063-SS	200	7X1.6	2.0/2.0	52X41	2630
0.9mm Conductor, 1.5mm Insulated Wire					
TP708-02YSF(L)2Y(DSTA)2Y-10P09-SS	10	7X1.2	1.5/1.5	26X17.1	515
TP708-02YSF(L)2Y(DSTA)2Y-20P09-SS	20	7X1.2	1.5/1.5	30X21	735
TP708-02YSF(L)2Y(DSTA)2Y-30P09-SS	30	7X1.2	1.5/1.8	34X25	970
TP708-02YSF(L)2Y(DSTA)2Y-50P09-SS	50	7X1.6	1.8/1.8	40X30	1480
TP708-02YSF(L)2Y(DSTA)2Y-70P09-SS	70	7X1.6	1.8/2.0	45X34	1900
TP708-02YSF(L)2Y(DSTA)2Y-100P09-SS	100	7X1.6	2.0/2.0	50X39	2500
TP708-02YSF(L)2Y(DSTA)2Y-150P09-SS	150	7X2.0	2.0/2.5	60X47	3610

Fig 8 Foam Skin Insulated, Double Steel Tape Armoured and LAP Sheathed Air Core Cable to IEC 60708

Cable Code	Number of Pairs	Support Wire No. X Diameter mm	Nominal Inner / Outer Sheath Thickness mm	Nominal Cable Dimensions Height X Diameter mm	Nominal Weight kg/km
0.4mm Conductor, 0.75mm Insulated Wire					
TP708-02YS(L)2Y(DSTA)2Y-10P04-SS	10	7X0.9	1.5/1.5	20X12.0	249
TP708-02YS(L)2Y(DSTA)2Y-20P04-SS	20	7X0.9	1.5/1.5	22X13.5	304

(Continued from previous page)

Cable Code	Number of Pairs	Support Wire No. X Diameter mm	Nominal Inner / Outer Sheath Thickness mm	Nominal Cable Dimensions Height X Diameter mm	Nominal Weight kg/km
TP708-02YS(L)2Y(DSTA)2Y-30P04-SS	30	7X1.2	1.5/1.5	24X14.8	389
TP708-02YS(L)2Y(DSTA)2Y-50P04-SS	50	7X1.2	1.5/1.5	26X17.0	489
TP708-02YS(L)2Y(DSTA)2Y-70P04-SS	70	7X1.2	1.5/1.5	28X18.6	575
TP708-02YS(L)2Y(DSTA)2Y-100P04-SS	100	7X1.2	1.5/1.5	30X21	695
TP708-02YS(L)2Y(DSTA)2Y-150P04-SS	150	7X1.6	1.5/1.8	35X25	975
TP708-02YS(L)2Y(DSTA)2Y-200P04-SS	200	7X1.6	1.8/1.8	28X28	1190
0.5mm Conductor, 0.9mm Insulated Wire					
TP708-02YS(L)2Y(DSTA)2Y-10P05-SS	10	7X0.9	1.5/1.5	21X12.7	267
TP708-02YS(L)2Y(DSTA)2Y-20P05-SS	20	7X0.9	1.5/1.5	23X14.3	347
TP708-02YS(L)2Y(DSTA)2Y-30P05-SS	30	7X1.2	1.5/1.5	25X15.8	448
TP708-02YS(L)2Y(DSTA)2Y-50P05-SS	50	7X1.2	1.5/1.5	27X18.2	575
TP708-02YS(L)2Y(DSTA)2Y-70P05-SS	70	7X1.2	1.5/1.5	29X21	695
TP708-02YS(L)2Y(DSTA)2Y-100P05-SS	100	7X1.2	1.5/1.8	33X24	890
TP708-02YS(L)2Y(DSTA)2Y-150P05-SS	150	7X1.6	1.5/1.8	37X27	1220
TP708-02YS(L)2Y(DSTA)2Y-200P05-SS	200	7X1.6	1.8/1.8	41X30	1510
0.63mm Conductor, 1.15mm Insulated Wire					
TP708-02YS(L)2Y(DSTA)2Y-10P063-SS	10	7X1.2	1.5/1.5	23X13.9	359
TP708-02YS(L)2Y(DSTA)2Y-20P063-SS	20	7X1.2	1.5/1.5	25X16.0	465
TP708-02YS(L)2Y(DSTA)2Y-30P063-SS	30	7X1.2	1.5/1.5	27X17.8	565
TP708-02YS(L)2Y(DSTA)2Y-50P063-SS	50	7X1.2	1.5/1.5	30X21	765
TP708-02YS(L)2Y(DSTA)2Y-70P063-SS	70	7X1.6	1.5/1.8	35X24	1030
TP708-02YS(L)2Y(DSTA)2Y-100P063-SS	100	7X1.6	1.8/1.8	39X28	1330
TP708-02YS(L)2Y(DSTA)2Y-150P063-SS	150	7X1.6	1.8/1.9	43X32	1770
TP708-02YS(L)2Y(DSTA)2Y-200P063-SS	200	7X1.6	1.8/1.9	47X36	2180
0.9mm Conductor, 1.5mm Insulated Wire					
TP708-02YS(L)2Y(DSTA)2Y-10P09-SS	10	7X1.2	1.5/1.5	25X16.1	463
TP708-02YS(L)2Y(DSTA)2Y-20P09-SS	20	7X1.2	1.5/1.5	18X19.1	650
TP708-02YS(L)2Y(DSTA)2Y-30P09-SS	30	7X1.2	1.5/1.5	31X22	830
TP708-02YS(L)2Y(DSTA)2Y-50P09-SS	50	7X1.6	1.5/1.8	37X27	1270
TP708-02YS(L)2Y(DSTA)2Y-70P09-SS	70	7X1.6	1.8/1.8	41X31	1630
TP708-02YS(L)2Y(DSTA)2Y-100P09-SS	100	7X1.6	1.8/1.9	46X35	2130
TP708-02YS(L)2Y(DSTA)2Y-150P09-SS	150	7X2.0	1.9/1.9	53X41	3000

