



## FRA 155/S EMC Screened Multicore

### Applications

Multicore cable with very high resistance to temperature designed for internal wiring in lamps, heating appliances and distribution boxes in apparatus, mechanical and plant engineering, etc. Used for fixed and flexible application in dry, humid and wet rooms.

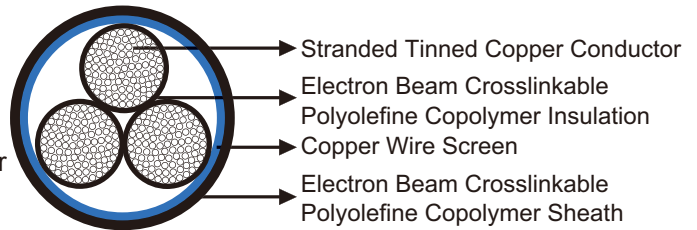


### Standard

- IEC 60332-1, EN 50265-2-1 (flame retardant)
- EN 50266-2 (non-flame propagating)

### Construction

- **Conductors:** Class 5 stranded tinned copper to IEC60228/VDE 0295.
- **Insulation:** Electron beam crosslinkable polyolefine copolymer.
- **Screen:** Copper wire screen.
- **Sheath:** Electron beam crosslinkable polyolefine copolymer.



### Electrical Characteristics at 20°C

Nominal Conductor Cross Section	mm <sup>2</sup>	0.25	0.50	1.5	2.5
Maximum Conductor Resistance	Ω/km	85.9	40.1	13.7	8.21
Voltage Rating	V	450/750V (≤0.5mm <sup>2</sup> ); 600/1000V (>0.5mm <sup>2</sup> )			

### Mechanical and Thermal Properties

Minimum Bending Radius: 4xOD (Static); 6xOD (Flexing)  
 Temperature Range: -55°C ~+155°C (Static); -40°C ~+120°C (Flexing)  
 Short Circuit Temperature: +280°C



## Dimensions and Weight


No. of cores & Nominal Conductor Cross Sectional Area No. × mm <sup>2</sup>	Number and Nominal Diameter of Strands No./mm	Nominal Insulation Thickness mm	Nominal Overall Diameter mm	Nominal Weight kg/km
2×0.25	19/0.12	0.5	5.1	34
6×0.25	19/0.12	0.5	7.0	67
4×2×0.25	19/0.12	0.5	14.0	277
4×0.5	19/0.18	0.5	7.6	76
16×0.5	19/0.18	0.5	11.6	206
3G1.5	30/0.25	0.6	8.7	119
10G1.5	30/0.25	0.6	14.7	332
16G1.5	30/0.25	0.6	22.0	740
8G2.5	50/0.25	0.7	18.0	498
9G2.5	50/0.25	0.7	18.6	518



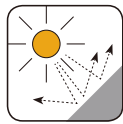
Impact Resistant



Highly Flexible



Weather Resistant



UV Resistant



Fire Retardant  
NF C32-070-2.2(C1)  
IEC 60332-3/EN50266



Flame Retardant  
NF C32-070-2.1(C2)  
IEC 60332-1/EN 50265-2-1