

Caledonian Cables Manufacture

FCVV

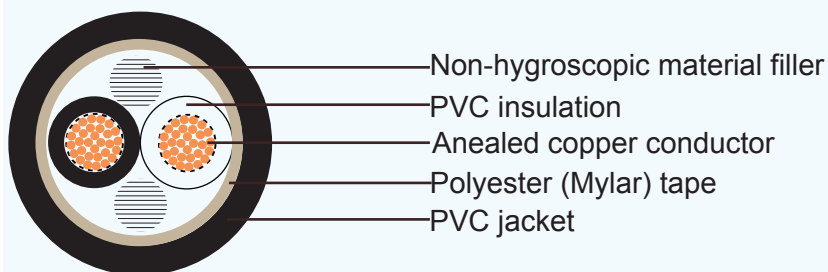
Application and Description:

For supervisory electrical equipment, station control circuits, outdoor, suitable installation in dry or wet cable trenches.

Reference Standard:

IEC 60502-1

Cable Construction:



Conductor: Flexible stranded annealed copper wires, Sizes: 0.5 mm² up to 6 mm²

Insulation: Polyvinyl chloride (PVC)

Color : 2-4 cores-Black, White, Red and Green ,More than 4 cores: Black core with marking numbers

Filler: Non-hygroscopic material(optional)

Binding tape: Polyester (Mylar) tape (optional)

Sheath: Polyvinyl chloride (PVC), Black color (A special flame retardant can be supplied)

Technical Characteristics:

Maximum conductor temperature 70°C

Circuit voltage not exceeding 600 volts

Test voltage 3500 volts



Cable Parameter:

No. of core	Conductor			Insulation thickness	Sheath thickness	Overall diameter	Maximum conductor resistance (at 20°C)	Minimum insulation resistance (at 70°C)	Cable weight
	size	No. & dia. of wires	diameter						
	mm ²	No./mm	mm						
2	0.5	16/0.20	0.92	0.6	0.9	7.5	39.0	0.0130	50
	0.75	24/0.20	1.13	0.6	1.2	8.5	26.0	0.0114	70
	1	32/0.20	1.31	0.6	1.2	8.7	19.5	0.0104	80
	1.5	30/0.25	1.58	0.6	1.2	9.3	13.3	0.0089	100
	2.5	50/0.25	2.04	0.7	1.2	10.5	7.98	0.0081	140
	4	56/0.30	2.59	0.8	1.2	12.0	4.95	0.0076	190
	6	84/0.30	3.6	0.8	1.4	14.0	3.30	0.0061	280
3	0.5	16/0.20	0.92	0.6	1.2	8.5	39.0	0.0130	70
	0.75	24/0.20	1.13	0.6	1.2	8.9	26.0	0.0114	80
	1	32/0.20	1.31	0.6	1.2	9.1	19.5	0.0104	100
	1.5	30/0.25	1.58	0.6	1.2	9.8	13.3	0.0089	120
	2.5	50/0.25	2.04	0.7	1.2	11.0	7.98	0.0081	170
	4	56/0.30	2.59	0.8	1.2	13.0	4.95	0.0076	240
	6	84/0.30	3.6	0.8	1.4	15.0	3.30	0.0061	350
4	0.5	16/0.20	0.92	0.6	1.2	9.1	39.0	0.0130	80
	0.75	24/0.20	1.13	0.6	1.2	9.6	26.0	0.0114	100
	1	32/0.20	1.31	0.6	1.2	9.8	19.5	0.0104	120
	1.5	30/0.25	1.58	0.6	1.2	10.5	13.3	0.0089	140
	2.5	50/0.25	2.04	0.7	1.2	12.0	7.98	0.0081	210
	4	56/0.30	2.59	0.8	1.4	14.5	4.95	0.0076	320
	6	84/0.30	3.6	0.8	1.4	16.5	3.30	0.0061	440
5	0.5	16/0.20	0.92	0.6	1.2	9.8	39.0	0.0130	100
	0.75	24/0.20	1.13	0.6	1.2	10.0	26.0	0.0114	120
	1	32/0.20	1.31	0.6	1.2	10.5	19.5	0.0104	140
	1.5	30/0.25	1.58	0.6	1.2	11.5	13.3	0.0089	180
	2.5	50/0.25	2.04	0.7	1.4	13.5	7.98	0.0081	270
	4	56/0.30	2.59	0.8	1.4	15.5	4.95	0.0076	390
	6	84/0.30	3.6	0.8	1.4	18.0	3.30	0.0061	540

Caledonian Cables Manufacture

No. of core	Conductor			Insulation thickness	Sheath thickness	Overall diameter	Maximum conductor resistance (at 20°C)	Minimum insulation resistance (at 70°C)	Cable weight
	size	No. & dia. of wires	diameter						
	mm ²	No./mm	mm						
6	0.5	16/0.20	0.92	0.6	1.2	10.5	39.0	0.0130	110
	0.75	24/0.20	1.13	0.6	1.2	11.0	26.0	0.0114	130
	1	32/0.20	1.31	0.6	1.2	11.5	19.5	0.0104	150
	1.5	30/0.25	1.58	0.6	1.2	12.0	13.3	0.0089	190
	2.5	50/0.25	2.04	0.7	1.4	14.5	7.98	0.0081	290
	4	56/0.30	2.59	0.8	1.4	17.0	4.95	0.0076	430
	6	84/0.30	3.6	0.8	1.4	19.5	3.30	0.0061	590
7	6	16/0.20	0.92	0.6	1.2	10.5	39.0	0.0130	110
	0.75	24/0.20	1.13	0.6	1.2	11.0	26.0	0.0114	140
	1	32/0.20	1.31	0.6	1.2	11.5	19.5	0.0104	160
	1.5	30/0.25	1.58	0.6	1.2	12.0	13.3	0.0089	200
	2.5	50/0.25	2.04	0.7	1.4	14.5	7.98	0.0081	320
	4	56/0.30	2.59	0.8	1.4	17.0	4.95	0.0076	460
	6	84/0.30	3.6	0.8	1.4	19.5	3.30	0.0061	640
8	0.5	16/0.20	0.92	0.6	1.2	11.0	39.0	0.0130	130
	0.75	24/0.20	1.13	0.6	1.2	11.5	26.0	0.0114	160
	1	32/0.20	1.31	0.6	1.2	12.0	19.5	0.0104	180
	1.5	30/0.25	1.58	0.6	1.4	13.5	13.3	0.0089	240
	2.5	50/0.25	2.04	0.7	1.4	16.0	7.98	0.0081	360
	4	56/0.30	2.59	0.8	1.4	18.0	4.95	0.0076	520
	6	84/0.30	3.6	0.8	1.4	21.0	3.30	0.0061	730
9	0.5	16/0.20	0.92	0.6	1.2	12.0	39.0	0.0130	140
	0.75	24/0.20	1.13	0.6	1.2	12.5	26.0	0.0114	170
	1	32/0.20	1.31	0.6	1.4	13.5	19.5	0.0104	220
	1.5	30/0.25	1.58	0.6	1.4	14.5	13.3	0.0089	270
	2.5	50/0.25	2.04	0.7	1.4	17.0	7.98	0.0081	400
	4	56/0.30	2.59	0.8	1.4	20.0	4.95	0.0076	590
	6	84/0.30	3.6	0.8	1.4	23.0	3.30	0.0061	830





Addison Cables to IEC/TIS Standard

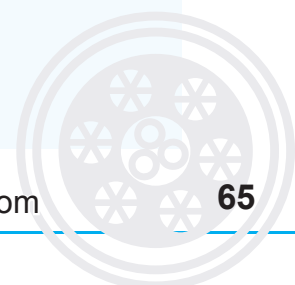
www.addison-tech.com

www.addison-cables.com

No. of core	Conductor			Insulation thickness	Sheath thickness	Overall diameter	Maximum conductor resistance (at 20°C)	Minimum insulation resistance (at 70°C)	Cable weight
	size	No. & dia. of wires	diameter						
	mm ²	No./mm	mm						
10	0.5	16/0.20	0.92	0.6	1.2	12.5	39.0	0.0130	150
	0.75	24/0.20	1.13	0.6	1.4	14.0	26.0	0.0114	200
	1	32/0.20	1.31	0.6	1.4	14.5	19.5	0.0104	240
	1.5	30/0.25	1.58	0.6	1.4	15.5	13.3	0.0089	300
	2.5	50/0.25	2.04	0.7	1.4	18.0	7.98	0.0081	440
	4	56/0.30	2.59	0.8	1.4	21.0	4.95	0.0076	640
	6	84/0.30	3.6	0.8	1.8	25.0	3.30	0.0061	950
11	0.5	16/0.20	0.92	0.6	1.2	12.5	39.0	0.0130	170
	0.75	24/0.20	1.13	0.6	1.4	14.0	26.0	0.0114	220
	1	32/0.20	1.31	0.6	1.4	14.5	19.5	0.0104	260
	1.5	30/0.25	1.58	0.6	1.4	15.5	13.3	0.0089	330
	2.5	50/0.25	2.04	0.7	1.4	18.0	7.98	0.0081	490
	4	56/0.30	2.59	0.8	1.4	21.0	4.95	0.0076	720
	6	84/0.30	3.6	0.8	1.8	25.0	3.30	0.0061	1060
12	0.5	16/0.20	0.92	0.6	1.2	13.0	39.0	0.0130	170
	0.75	24/0.20	1.13	0.6	1.4	14.5	26.0	0.0114	230
	1	32/0.20	1.31	0.6	1.4	15.0	19.5	0.0104	270
	1.5	30/0.25	1.58	0.6	1.4	16.0	13.3	0.0089	340
	2.5	50/0.25	2.04	0.7	1.4	19.0	7.98	0.0081	510
	4	56/0.30	2.59	0.8	1.4	22.0	4.95	0.0076	750
	6	84/0.30	3.6	0.8	1.8	26.0	3.30	0.0061	1110
13	0.5	16/0.20	0.92	0.6	1.4	14.0	39.0	0.0130	200
	0.75	24/0.20	1.13	0.6	1.4	15.0	26.0	0.0114	250
	1	32/0.20	1.31	0.6	1.4	15.5	19.5	0.0104	300
	1.5	30/0.25	1.58	0.6	1.4	17.0	13.3	0.0089	370
	2.5	50/0.25	2.04	0.7	1.4	20.0	7.98	0.0081	560
	4	56/0.30	2.59	0.8	1.4	23.0	4.95	0.0076	830
	6	84/0.30	3.6	0.8	1.8	28.0	3.30	0.0061	1220

Caledonian Cables Manufacture

No. of core	Conductor			Insulation thickness	Sheath thickness	Overall diameter	Maximum conductor resistance (at 20°C)	Minimum insulation resistance (at 70°C)	Cable weight
	size	No. & dia. of wires	diameter						
	mm ²	No./mm	mm						
14	0.5	16/0.20	0.92	0.6	1.4	14.0	39.0	0.0130	210
	0.75	24/0.20	1.13	0.6	1.4	15.0	26.0	0.0114	260
	1	32/0.20	1.31	0.6	1.4	15.5	19.5	0.0104	300
	1.5	30/0.25	1.58	0.6	1.4	17.0	13.3	0.0089	390
	2.5	50/0.25	2.04	0.7	1.4	20.0	7.98	0.0081	580
	4	56/0.30	2.59	0.8	1.4	23.0	4.95	0.0076	860
	6	84/0.30	3.6	0.8	1.8	28.0	3.30	0.0061	1270
15	0.5	16/0.20	0.92	0.6	1.4	14.5	39.0	0.0130	230
	0.75	24/0.20	1.13	0.6	1.4	15.5	26.0	0.0114	280
	1	32/0.20	1.31	0.6	1.4	16.0	19.5	0.0104	330
	1.5	30/0.25	1.58	0.6	1.4	17.5	13.3	0.0089	430
	2.5	50/0.25	2.04	0.7	1.4	21.0	7.98	0.0081	640
	4	56/0.30	2.59	0.8	1.8	25.0	4.95	0.0076	1000
	6	84/0.30	3.6	0.8	1.8	29.0	3.30	0.0061	1390
16	0.5	16/0.20	0.92	0.6	1.4	15.0	39.0	0.0130	230
	0.75	24/0.20	1.13	0.6	1.4	15.5	26.0	0.0114	290
	1	32/0.20	1.31	0.6	1.4	16.0	19.5	0.0104	340
	1.5	30/0.25	1.58	0.6	1.4	17.5	13.3	0.0089	440
	2.5	50/0.25	2.04	0.7	1.4	21.0	7.98	0.0081	660
	4	56/0.30	2.59	0.8	1.8	25.0	4.95	0.0076	1030
	6	84/0.30	3.6	0.8	1.8	29.0	3.30	0.0061	1440
17	0.5	16/0.20	0.92	0.6	1.4	15.5	39.0	0.0130	260
	0.75	24/0.20	1.13	0.6	1.4	16.5	26.0	0.0114	320
	1	32/0.20	1.31	0.6	1.4	17.0	19.5	0.0104	370
	1.5	30/0.25	1.58	0.6	1.4	18.5	13.3	0.0089	480
	2.5	50/0.25	2.04	0.7	1.4	22.0	7.98	0.0081	720
	4	56/0.30	2.59	0.8	1.8	27.0	4.95	0.0076	1120
	6	84/0.30	3.6	0.8	1.8	31.0	3.30	0.0061	1570





Addison Cables to IEC/TIS Standard

www.addison-tech.com

www.addison-cables.com

No. of core	Conductor			Insulation thickness	Sheath thickness	Overall diameter	Maximum conductor resistance (at 20°C)	Minimum insulation resistance (at 70°C)	Cable weight
	size	No. & dia. of wires	diameter						
	mm ²	No./mm	mm						
18	0.5	16/0.20	0.92	0.6	1.4	15.5	39.0	0.0130	260
	0.75	24/0.20	1.13	0.6	1.4	16.5	26.0	0.0114	320
	1	32/0.20	1.31	0.6	1.4	17.0	19.5	0.0104	380
	1.5	30/0.25	1.58	0.6	1.4	18.5	13.3	0.0089	490
	2.5	50/0.25	2.04	0.7	1.4	22.0	7.98	0.0081	740
	4	56/0.30	2.59	0.8	1.8	27.0	4.95	0.0076	1150
	6	84/0.30	3.6	0.8	1.8	31.0	3.30	0.0061	1620
19	0.5	16/0.20	0.92	0.6	1.4	15.5	39.0	0.0130	260
	0.75	24/0.20	1.13	0.6	1.4	16.5	26.0	0.0114	330
	1	32/0.20	1.31	0.6	1.4	17.0	19.5	0.0104	390
	1.5	30/0.25	1.58	0.6	1.4	18.5	13.3	0.0089	500
	2.5	50/0.25	2.04	0.7	1.4	22.0	7.98	0.0081	760
	4	56/0.30	2.59	0.8	1.8	27.0	4.95	0.0076	1190
	6	84/0.30	3.6	0.8	1.8	31.0	3.30	0.0061	1670
20	0.5	16/0.20	0.92	0.6	1.4	16.0	39.0	0.0130	290
	0.75	24/0.20	1.13	0.6	1.4	17.0	26.0	0.0114	360
	1	32/0.20	1.31	0.6	1.4	17.5	19.5	0.0104	420
	1.5	30/0.25	1.58	0.6	1.4	19.0	13.3	0.0089	540
	2.5	50/0.25	2.04	0.7	1.4	23.0	7.98	0.0081	820
	4	56/0.30	2.59	0.8	1.8	28.0	4.95	0.0076	1280
	6	84/0.30	3.6	0.8	1.8	32.0	3.30	0.0061	1800
21	0.5	16/0.20	0.92	0.6	1.4	16.5	39.0	0.0130	290
	0.75	24/0.20	1.13	0.6	1.4	17.5	26.0	0.0114	360
	1	32/0.20	1.31	0.6	1.4	18.0	19.5	0.0104	430
	1.5	30/0.25	1.58	0.6	1.4	19.5	13.3	0.0089	550
	2.5	50/0.25	2.04	0.7	1.4	23.0	7.98	0.0081	840
	4	56/0.30	2.59	0.8	1.8	28.0	4.95	0.0076	1300
	6	84/0.30	3.6	0.8	1.8	32.0	3.30	0.0061	1840

Caledonian Cables Manufacture

No. of core	Conductor			Insulation thickness	Sheath thickness	Overall diameter	Maximum conductor resistance (at 20°C)	Minimum insulation resistance (at 70°C)	Cable weight
	size	No. & dia. of wires	diameter						
	mm ²	No./mm	mm						
22	0.5	16/0.20	0.92	0.6	1.4	17.0	39.0	0.0130	310
	0.75	24/0.20	1.13	0.6	1.4	18.0	26.0	0.0114	390
	1	32/0.20	1.31	0.6	1.4	18.5	19.5	0.0104	470
	1.5	30/0.25	1.58	0.6	1.4	20.0	13.3	0.0089	600
	2.5	50/0.25	2.04	0.7	1.8	25.0	7.98	0.0081	950
	4	56/0.30	2.59	0.8	1.8	30.0	4.95	0.0076	1410
	6	84/0.30	3.6	0.8	1.8	34.0	3.30	0.0061	1980
23	0.5	16/0.20	0.92	0.6	1.4	17.0	39.0	0.0130	310
	0.75	24/0.20	1.13	0.6	1.4	18.0	26.0	0.0114	390
	1	32/0.20	1.31	0.6	1.4	18.5	19.5	0.0104	470
	1.5	30/0.25	1.58	0.6	1.4	20.0	13.3	0.0089	600
	2.5	50/0.25	2.04	0.7	1.8	25.0	7.98	0.0081	960
	4	56/0.30	2.59	0.8	1.8	30.0	4.95	0.0076	1430
	6	84/0.30	3.6	0.8	1.8	34.0	3.30	0.0061	2010
24	0.5	16/0.20	0.92	0.6	1.4	18.0	39.0	0.0130	330
	0.75	24/0.20	1.13	0.6	1.4	19.0	26.0	0.0114	410
	1	32/0.20	1.31	0.6	1.4	19.5	19.5	0.0104	490
	1.5	30/0.25	1.58	0.6	1.4	21.0	13.3	0.0089	620
	2.5	50/0.25	2.04	0.7	1.8	26.0	7.98	0.0081	1000
	4	56/0.30	2.59	0.8	1.8	31.0	4.95	0.0076	1480
	6	84/0.30	3.6	0.8	2.2	37.0	3.30	0.0061	2160
25	0.5	16/0.20	0.92	0.6	1.4	18.0	39.0	0.0130	350
	0.75	24/0.20	1.13	0.6	1.4	19.0	26.0	0.0114	430
	1	32/0.20	1.31	0.6	1.4	19.5	19.5	0.0104	520
	1.5	30/0.25	1.58	0.6	1.4	21.0	13.3	0.0089	660
	2.5	50/0.25	2.04	0.7	1.8	26.0	7.98	0.0081	1060
	4	56/0.30	2.59	0.8	1.8	31.0	4.95	0.0076	1580
	6	84/0.30	3.6	0.8	2.2	37.0	3.30	0.0061	2290





Addison Cables to IEC/TIS Standard

www.addison-tech.com

www.addison-cables.com

No. of core	Conductor			Insulation thickness	Sheath thickness	Overall diameter	Maximum conductor resistance (at 20°C)	Minimum insulation resistance (at 70°C)	Cable weight
	size	No. & dia. of wires	diameter						
	mm ²	No./mm	mm						
26	0.5	16/0.20	0.92	0.6	1.4	18.0	39.0	0.0130	350
	0.75	24/0.20	1.13	0.6	1.4	19.0	26.0	0.0114	440
	1	32/0.20	1.31	0.6	1.4	19.5	19.5	0.0104	530
	1.5	30/0.25	1.58	0.6	1.4	21.0	13.3	0.0089	680
	2.5	50/0.25	2.04	0.7	1.8	26.0	7.98	0.0081	1080
	4	56/0.30	2.59	0.8	1.8	31.0	4.95	0.0076	1610
	6	84/0.30	3.6	0.8	2.2	37.0	3.30	0.0061	2340
27	0.5	16/0.20	0.92	0.6	1.4	18.5	39.0	0.0130	360
	0.75	24/0.20	1.13	0.6	1.4	19.5	26.0	0.0114	450
	1	32/0.20	1.31	0.6	1.4	20.0	19.5	0.0104	530
	1.5	30/0.25	1.58	0.6	1.4	22.0	13.3	0.0089	690
	2.5	50/0.25	2.04	0.7	1.8	27.0	7.98	0.0081	1100
	4	56/0.30	2.59	0.8	1.8	32.0	4.95	0.0076	1640
	6	84/0.30	3.6	0.8	2.2	38.0	3.30	0.0061	2390
28	0.5	16/0.20	0.92	0.6	1.4	19.0	39.0	0.0130	380
	0.75	24/0.20	1.13	0.6	1.4	20.0	26.0	0.0114	480
	1	32/0.20	1.31	0.6	1.4	21.0	19.5	0.0104	570
	1.5	30/0.25	1.58	0.6	1.4	23.0	13.3	0.0089	730
	2.5	50/0.25	2.04	0.7	1.8	28.0	7.98	0.0081	1170
	4	56/0.30	2.59	0.8	1.8	33.0	4.95	0.0076	1740
	6	84/0.30	3.6	0.8	2.2	39.0	3.30	0.0061	2530
29	0.5	16/0.20	0.92	0.6	1.4	19.0	39.0	0.0130	380
	0.75	24/0.20	1.13	0.6	1.4	20.0	26.0	0.0114	480
	1	32/0.20	1.31	0.6	1.4	21.0	19.5	0.0104	580
	1.5	30/0.25	1.58	0.6	1.4	23.0	13.3	0.0089	740
	2.5	50/0.25	2.04	0.7	1.8	28.0	7.98	0.0081	1190
	4	56/0.30	2.59	0.8	1.8	33.0	4.95	0.0076	1780
	6	84/0.30	3.6	0.8	2.2	39.0	3.30	0.0061	2580

Caledonian Cables Manufacture

No. of core	Conductor			Insulation thickness	Sheath thickness	Overall diameter	Maximum conductor resistance (at 20°C)	Minimum insulation resistance (at 70°C)	Cable weight
	size	No. & dia. of wires	diameter						
	mm ²	No./mm	mm						
30	0.5	16/0.20	0.92	0.6	1.4	19.0	39.0	0.0130	390
	0.75	24/0.20	1.13	0.6	1.4	20.0	26.0	0.0114	490
	1	32/0.20	1.31	0.6	1.4	21.0	19.5	0.0104	580
	1.5	30/0.25	1.58	0.6	1.4	23.0	13.3	0.0089	760
	2.5	50/0.25	2.04	0.7	1.8	28.0	7.98	0.0081	1210
	4	56/0.30	2.59	0.8	1.8	33.0	4.95	0.0076	1810
	6	84/0.30	3.6	0.8	2.2	39.0	3.30	0.0061	2630
31	0.5	16/0.20	0.92	0.6	1.4	19.5	39.0	0.0130	410
	0.75	24/0.20	1.13	0.6	1.4	21.0	26.0	0.0114	520
	1	32/0.20	1.31	0.6	1.4	22.0	19.5	0.0104	620
	1.5	30/0.25	1.58	0.6	1.8	24.0	13.3	0.0089	850
	2.5	50/0.25	2.04	0.7	1.8	29.0	7.98	0.0081	1280
	4	56/0.30	2.59	0.8	1.8	34.0	4.95	0.0076	1920
	6	84/0.30	3.6	0.8	2.2	41.0	3.30	0.0061	2780
32	0.5	16/0.20	0.92	0.6	1.4	19.5	39.0	0.0130	420
	0.75	24/0.20	1.13	0.6	1.4	21.0	26.0	0.0114	530
	1	32/0.20	1.31	0.6	1.4	22.0	19.5	0.0104	630
	1.5	30/0.25	1.58	0.6	1.8	24.0	13.3	0.0089	860
	2.5	50/0.25	2.04	0.7	1.8	29.0	7.98	0.0081	1300
	4	56/0.30	2.59	0.8	1.8	34.0	4.95	0.0076	1950
	6	84/0.30	3.6	0.8	2.2	41.0	3.30	0.0061	2830
33	0.5	16/0.20	0.92	0.6	1.4	19.5	39.0	0.0130	420
	0.75	24/0.20	1.13	0.6	1.4	21.0	26.0	0.0114	530
	1	32/0.20	1.31	0.6	1.4	22.0	19.5	0.0104	640
	1.5	30/0.25	1.58	0.6	1.8	24.0	13.3	0.0089	870
	2.5	50/0.25	2.04	0.7	1.8	29.0	7.98	0.0081	1330
	4	56/0.30	2.59	0.8	1.8	34.0	4.95	0.0076	1980
	6	84/0.30	3.6	0.8	2.2	41.0	3.30	0.0061	2880





Addison Cables to IEC/TIS Standard


www.addison-tech.com

www.addison-cables.com

No. of core	Conductor			Insulation thickness	Sheath thickness	Overall diameter	Maximum conductor resistance (at 20°C)	Minimum insulation resistance (at 70°C)	Cable weight
	size	No. & dia. of wires	diameter						
	mm ²	No./mm	mm						
34	0.5	16/0.20	0.92	0.6	1.4	20.0	39.0	0.0130	450
	0.75	24/0.20	1.13	0.6	1.4	21.0	26.0	0.0114	570
	1	32/0.20	1.31	0.6	1.4	22.0	19.5	0.0104	680
	1.5	30/0.25	1.58	0.6	1.8	25.0	13.3	0.0089	920
	2.5	50/0.25	2.04	0.7	1.8	30.0	7.98	0.0081	1400
	4	56/0.30	2.59	0.8	2.2	37.0	4.95	0.0076	2160
	6	84/0.30	3.6	0.8	2.2	42.0	3.30	0.0061	3030
35	0.5	16/0.20	0.92	0.6	1.4	20.0	39.0	0.0130	450
	0.75	24/0.20	1.13	0.6	1.4	21.0	26.0	0.0114	570
	1	32/0.20	1.31	0.6	1.4	22.0	19.5	0.0104	680
	1.5	30/0.25	1.58	0.6	1.8	25.0	13.3	0.0089	930
	2.5	50/0.25	2.04	0.7	1.8	30.0	7.98	0.0081	1420
	4	56/0.30	2.59	0.8	2.2	37.0	4.95	0.0076	2190
	6	84/0.30	3.6	0.8	2.2	42.0	3.30	0.0061	3080
36	0.5	16/0.20	0.92	0.6	1.4	20.0	39.0	0.0130	460
	0.75	24/0.20	1.13	0.6	1.4	21.0	26.0	0.0114	580
	1	32/0.20	1.31	0.6	1.4	22.0	19.5	0.0104	690
	1.5	30/0.25	1.58	0.6	1.8	25.0	13.3	0.0089	950
	2.5	50/0.25	2.04	0.7	1.8	30.0	7.98	0.0081	1440
	4	56/0.30	2.59	0.8	2.2	37.0	4.95	0.0076	2220
	6	84/0.30	3.6	0.8	2.2	42.0	3.30	0.0061	3140
37	0.5	16/0.20	0.92	0.6	1.4	20.0	39.0	0.0130	460
	0.75	24/0.20	1.13	0.6	1.4	21.0	26.0	0.0114	590
	1	32/0.20	1.31	0.6	1.4	22.0	19.5	0.0104	700
	1.5	30/0.25	1.58	0.6	1.8	25.0	13.3	0.0089	960
	2.5	50/0.25	2.04	0.7	1.8	30.0	7.98	0.0081	1460
	4	56/0.30	2.59	0.8	2.2	37.0	4.95	0.0076	2260
	6	84/0.30	3.6	0.8	2.2	42.0	3.30	0.0061	3190

Caledonian Cables Manufacture

No. of core	Conductor			Insulation thickness	Sheath thickness	Overall diameter	Maximum conductor resistance (at 20°C)	Minimum insulation resistance (at 70°C)	Cable weight
	size	No. & dia. of wires	diameter						
	mm ²	No./mm	mm						
38	0.5	16/0.20	0.92	0.6	1.4	21.0	39.0	0.0130	490
	0.75	24/0.20	1.13	0.6	1.4	22.0	26.0	0.0114	620
	1	32/0.20	1.31	0.6	1.4	23.0	19.5	0.0104	740
	1.5	30/0.25	1.58	0.6	1.8	26.0	13.3	0.0089	1010
	2.5	50/0.25	2.04	0.7	1.8	31.0	7.98	0.0081	1540
	4	56/0.30	2.59	0.8	2.2	38.0	4.95	0.0076	2370
	6	84/0.30	3.6	0.8	2.2	44.0	3.30	0.0061	3340
39	0.5	16/0.20	0.92	0.6	1.4	21.0	39.0	0.0130	490
	0.75	24/0.20	1.13	0.6	1.4	22.0	26.0	0.0114	620
	1	32/0.20	1.31	0.6	1.4	23.0	19.5	0.0104	750
	1.5	30/0.25	1.58	0.6	1.8	26.0	13.3	0.0089	1020
	2.5	50/0.25	2.04	0.7	1.8	31.0	7.98	0.0081	1560
	4	56/0.30	2.59	0.8	2.2	38.0	4.95	0.0076	2400
	6	84/0.30	3.6	0.8	2.2	44.0	3.30	0.0061	3390
40	0.5	16/0.20	0.92	0.6	1.4	21.0	39.0	0.0130	500
	0.75	24/0.20	1.13	0.6	1.4	22.0	26.0	0.0114	630
	1	32/0.20	1.31	0.6	1.4	23.0	19.5	0.0104	750
	1.5	30/0.25	1.58	0.6	1.8	26.0	13.3	0.0089	1030
	2.5	50/0.25	2.04	0.7	1.8	31.0	7.98	0.0081	1570
	4	56/0.30	2.59	0.8	2.2	38.0	4.95	0.0076	2430
	6	84/0.30	3.6	0.8	2.2	44.0	3.30	0.0061	3430
41	0.5	16/0.20	0.92	0.6	1.4	22.0	39.0	0.0130	530
	0.75	24/0.20	1.13	0.6	1.4	23.0	26.0	0.0114	670
	1	32/0.20	1.31	0.6	1.8	25.0	19.5	0.0104	850
	1.5	30/0.25	1.58	0.6	1.8	27.0	13.3	0.0089	1100
	2.5	50/0.25	2.04	0.7	1.8	33.0	7.98	0.0081	1670
	4	56/0.30	2.59	0.8	2.2	40.0	4.95	0.0076	2580
	6	84/0.30	3.6	0.8	2.2	46.0	3.30	0.0061	3630





Addison Cables to IEC/TIS Standard

www.addison-tech.com

www.addison-cables.com

No. of core	Conductor			Insulation thickness	Sheath thickness	Overall diameter	Maximum conductor resistance (at 20°C)	Minimum insulation resistance (at 70°C)	Cable weight
	size	No. & dia. of wires	diameter						
	mm ²	No./mm	mm						
42	0.5	16/0.20	0.92	0.6	1.4	22.0	39.0	0.0130	540
	0.75	24/0.20	1.13	0.6	1.4	23.0	26.0	0.0114	680
	1	32/0.20	1.31	0.6	1.8	25.0	19.5	0.0104	860
	1.5	30/0.25	1.58	0.6	1.8	27.0	13.3	0.0089	1110
	2.5	50/0.25	2.04	0.7	1.8	33.0	7.98	0.0081	1690
	4	56/0.30	2.59	0.8	2.2	40.0	4.95	0.0076	2610
	6	84/0.30	3.6	0.8	2.2	46.0	3.30	0.0061	3680
43	0.5	16/0.20	0.92	0.6	1.4	22.0	39.0	0.0130	540
	0.75	24/0.20	1.13	0.6	1.4	23.0	26.0	0.0114	680
	1	32/0.20	1.31	0.6	1.8	25.0	19.5	0.0104	860
	1.5	30/0.25	1.58	0.6	1.8	27.0	13.3	0.0089	1120
	2.5	50/0.25	2.04	0.7	1.8	33.0	7.98	0.0081	1700
	4	56/0.30	2.59	0.8	2.2	40.0	4.95	0.0076	2620
	6	84/0.30	3.6	0.8	2.2	46.0	3.30	0.0061	3700
44	0.5	16/0.20	0.92	0.6	1.4	22.0	39.0	0.0130	540
	0.75	24/0.20	1.13	0.6	1.4	24.0	26.0	0.0114	690
	1	32/0.20	1.31	0.6	1.8	26.0	19.5	0.0104	870
	1.5	30/0.25	1.58	0.6	1.8	28.0	13.3	0.0089	1130
	2.5	50/0.25	2.04	0.7	1.8	34.0	7.98	0.0081	1720
	4	56/0.30	2.59	0.8	2.2	41.0	4.95	0.0076	2660
	6	84/0.30	3.6	0.8	2.6	48.0	3.30	0.0061	3860
45	0.5	16/0.20	0.92	0.6	1.4	22.0	39.0	0.0130	580
	0.75	24/0.20	1.13	0.6	1.4	24.0	26.0	0.0114	730
	1	32/0.20	1.31	0.6	1.8	26.0	19.5	0.0104	920
	1.5	30/0.25	1.58	0.6	1.8	28.0	13.3	0.0089	1190
	2.5	50/0.25	2.04	0.7	1.8	34.0	7.98	0.0081	1820
	4	56/0.30	2.59	0.8	2.2	41.0	4.95	0.0076	2810
	6	84/0.30	3.6	0.8	2.6	48.0	3.30	0.0061	4050

Caledonian Cables Manufacture

No. of core	Conductor			Insulation thickness	Sheath thickness	Overall diameter	Maximum conductor resistance (at 20°C)	Minimum insulation resistance (at 70°C)	Cable weight
	size	No. & dia. of wires	diameter						
	mm ²	No./mm	mm						
46	0.5	16/0.20	0.92	0.6	1.4	22.0	39.0	0.0130	570
	0.75	24/0.20	1.13	0.6	1.4	24.0	26.0	0.0114	730
	1	32/0.20	1.31	0.6	1.8	26.0	19.5	0.0104	920
	1.5	30/0.25	1.58	0.6	1.8	28.0	13.3	0.0089	1190
	2.5	50/0.25	2.04	0.7	1.8	34.0	7.98	0.0081	1820
	4	56/0.30	2.59	0.8	2.2	41.0	4.95	0.0076	2810
	6	84/0.30	3.6	0.8	2.6	48.0	3.30	0.0061	4060
47	0.5	16/0.20	0.92	0.6	1.4	22.0	39.0	0.0130	580
	0.75	24/0.20	1.13	0.6	1.4	24.0	26.0	0.0114	730
	1	32/0.20	1.31	0.6	1.8	26.0	19.5	0.0104	930
	1.5	30/0.25	1.58	0.6	1.8	28.0	13.3	0.0089	1200
	2.5	50/0.25	2.04	0.7	1.8	34.0	7.98	0.0081	1840
	4	56/0.30	2.59	0.8	2.2	41.0	4.95	0.0076	2850
	6	84/0.30	3.6	0.8	2.6	48.0	3.30	0.0061	4120
48	0.5	16/0.20	0.92	0.6	1.4	23.0	39.0	0.0130	580
	0.75	24/0.20	1.13	0.6	1.8	25.0	26.0	0.0114	790
	1	32/0.20	1.31	0.6	1.8	26.0	19.5	0.0104	940
	1.5	30/0.25	1.58	0.6	1.8	29.0	13.3	0.0089	1210
	2.5	50/0.25	2.04	0.7	1.8	34.0	7.98	0.0081	1860
	4	56/0.30	2.59	0.8	2.2	42.0	4.95	0.0076	2880
	6	84/0.30	3.6	0.8	2.6	49.0	3.30	0.0061	4170

