



H05G-U / H07G-U/R

Application and Description

These cables are recommended for the internal wiring of switchboards and distributor boards as well as in operating parts in or on lights. The higher temperature range allows for connections to heaters with an alternating nominal voltage of 1000V. or direct nominal voltage of 750V. These cables are all allowed for laying in tubes in and under plaster.

Standard and Approval

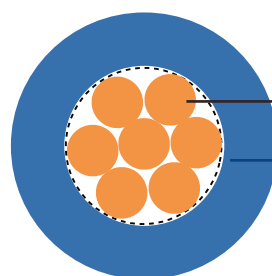

UNE 21027, <HAR> HD 22.7 S2, VDE-0282 Part-7, CEI 20-19/7, CEI 20-35(EN60332-1), CE Low Voltage Directive 73/23/EEC and 93/68/EEC, ROHS compliant

Cable Construction

- Solid bare copper / strands
- Strands to VDE-0295 Class-1/2, IEC 60228 Class-1/2
- Rubber compound type EI3 (EVA) to DIN VDE 0282 part 7 insulation
- Cores to VDE-0293 colors

Technical Characteristics

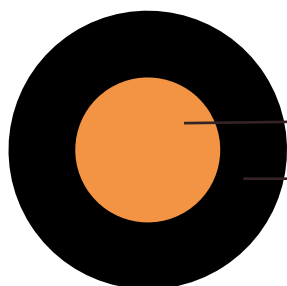
- Working voltage: 300/500v (H05G-U), 450/750v (H07G-U/R)
- Test voltage: 2000volts (H05G-U), 2500 volts (H07G-U/R)
- Flexing bending radius: 7 x Ø
- Static bending radius: 7 x Ø
- Flexing temperature: -25° C to +110° C
- Static temperature: -40° C to +110° C
- Short circuit Temperature: +160° C
- Flame retardant: IEC 60332.1
- Insulation resistance: 10 MΩ x km



Bare copper conductor

Rubber compound insulation


H07G-R



Bare copper conductor

Rubber compound insulation

H05G-U



H05G-U

Cable Parameter

AWG	No. of Cores x Nominal Cross Sectional Area # x mm ²	Nominal Thickness of Insulation mm	Nominal Overall Diameter mm	Nominal Copper Weight kg/km	Nominal Weight kg/km
H05G-U					
20	1 x 0.5	0.6	2.1	4.8	9
18	1 x 0.75	0.6	2.3	7.2	12
17	1 x 1	0.6	2.5	9.6	15
H07G-U					
16	1 x 1.5	0.8	3.1	14.4	21
14	1 x 2.5	0.9	3.6	24	32
12	1 x 4	1.0	4.3	38	49
H07G-R					
10(7/18)	1 x 6	1.0	5.2	58	70
8(7/16)	1 x 10	1.2	6.5	96	116
6(7/14)	1 x 16	1.2	7.5	154	173
4(7/12)	1 x 25	1.4	9.2	240	268
2(7/10)	1 x 35	1.4	10.3	336	360
1(19/13)	1 x 50	1.6	12.0	480	487