



FCVVS

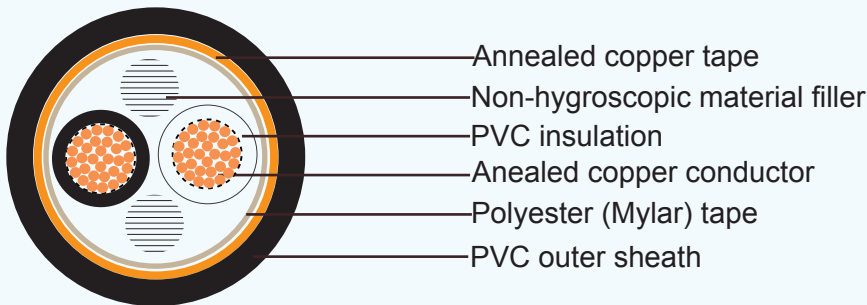
Application and Description:

For supervisory electrical equipment, station control circuits, outdoor, suitable installation in dry or wet cable trenches.

Reference Standard:

IEC 60502-1

Cable Construction:



Conductor: Flexible stranded annealed copper wires, Sizes: 0.5 mm² up to 6 mm²

Insulation: Polyvinyl chloride (PVC)

Color : 2-4 cores-Black, White, Red and Green ,More than 4 cores: Black core with marking numbers

Filler: Non-hygroscopic material(optional)

Binding tape: Polyester (Mylar) tape (optional)

Shield: Annealed copper tape, 0.1mm

Outer sheath: Polyvinyl chloride (PVC), Black color (A special flame retardant can be supplied)

Technical Characteristics:

Maximum conductor temperature 70°C

Circuit voltage not exceeding 600 volts

Test voltage 3500 volts

Caledonian Cables Manufacture

Cable Parameter:

No. of cores	Conductor			Insulation thickness	Outer Sheath thickness	Overall diameter	Max. conductor resistance (at 20°C)	Min. insulation resistance (at 70°C)	Cable weight
	size	No. & dia. of wires	diameter						
	mm ²	No./mm	mm						
2	0.5	16/0.20	0.92	0.6	1.2	10.5	39.0	0.0130	130
	0.75	24/0.20	1.13	0.6	1.2	11	26.0	0.0114	140
	1	32/0.20	1.31	0.6	1.2	11.5	19.5	0.0104	150
	1.5	30/0.25	1.58	0.6	1.3	12	13.3	0.0089	180
	2.5	50/0.25	2.04	0.7	1.3	13.5	7.98	0.0081	230
	4	56/0.30	2.59	0.8	1.3	15	4.95	0.0076	300
	6	84/0.30	3.6	0.8	1.4	17	3.30	0.0061	400
3	0.5	16/0.20	0.92	0.6	1.2	11	39.0	0.0130	140
	0.75	24/0.20	1.13	0.6	1.2	11.5	26.0	0.0114	160
	1	32/0.20	1.31	0.6	1.2	12	19.5	0.0104	170
	1.5	30/0.25	1.58	0.6	1.3	12.5	13.3	0.0089	200
	2.5	50/0.25	2.04	0.7	1.3	14	7.98	0.0081	270
	4	56/0.30	2.59	0.8	1.4	16	4.95	0.0076	360
	6	84/0.30	3.6	0.8	1.4	18	3.30	0.0061	480
4	0.5	16/0.20	0.92	0.6	1.2	11.5	39.0	0.0130	160
	0.75	24/0.20	1.13	0.6	1.3	12	26.0	0.0114	180
	1	32/0.20	1.31	0.6	1.3	12.5	19.5	0.0104	200
	1.5	30/0.25	1.58	0.6	1.3	13.5	13.3	0.0089	240
	2.5	50/0.25	2.04	0.7	1.3	15	7.98	0.0081	320
	4	56/0.30	2.59	0.8	1.4	17	4.95	0.0076	430
	6	84/0.30	3.6	0.8	1.4	19.5	3.30	0.0061	580
5	0.5	16/0.20	0.92	0.6	1.3	12.5	39.0	0.0130	190
	0.75	24/0.20	1.13	0.6	1.3	13	26.0	0.0114	210
	1	32/0.20	1.31	0.6	1.3	13.5	19.5	0.0104	230
	1.5	30/0.25	1.58	0.6	1.3	14	13.3	0.0089	280
	2.5	50/0.25	2.04	0.7	1.4	16	7.98	0.0081	380
	4	56/0.30	2.59	0.8	1.4	18.5	4.95	0.0076	520
	6	84/0.30	3.6	0.8	1.5	21	3.30	0.0061	700





Addison Cables to IEC/TIS Standard


www.addison-tech.com

www.addison-cables.com

No. of cores	Conductor			Insulation thickness	Outer Sheath thickness	Overall diameter	Max. conductor resistance (at 20°C)	Min. insulation resistance (at 70°C)	Cable weight
	size	No. & dia. of wires	diameter						
	mm ²	No./mm	mm						
6	0.5	16/0.20	0.92	0.6	1.3	13	39.0	0.0130	200
	0.75	24/0.20	1.13	0.6	1.3	13.5	26.0	0.0114	230
	1	32/0.20	1.31	0.6	1.3	14	19.5	0.0104	250
	1.5	30/0.25	1.58	0.6	1.3	15	13.3	0.0089	300
	2.5	50/0.25	2.04	0.7	1.4	17.5	7.98	0.0081	410
	4	56/0.30	2.59	0.8	1.5	20	4.95	0.0076	570
	6	84/0.30	3.6	0.8	1.5	23	3.30	0.0061	760
7	0.5	16/0.20	0.92	0.6	1.3	13	39.0	0.0130	200
	0.75	24/0.20	1.13	0.6	1.3	13.5	26.0	0.0114	230
	1	32/0.20	1.31	0.6	1.3	14	19.5	0.0104	260
	1.5	30/0.25	1.58	0.6	1.3	15	13.3	0.0089	310
	2.5	50/0.25	2.04	0.7	1.4	17.5	7.98	0.0081	440
	4	56/0.30	2.59	0.8	1.5	20	4.95	0.0076	610
	6	84/0.30	3.6	0.8	1.5	23	3.30	0.0061	820
8	0.5	16/0.20	0.92	0.6	1.3	13.5	39.0	0.0130	220
	0.75	24/0.20	1.13	0.6	1.3	14.5	26.0	0.0114	260
	1	32/0.20	1.31	0.6	1.4	15	19.5	0.0104	300
	1.5	30/0.25	1.58	0.6	1.4	16	13.3	0.0089	350
	2.5	50/0.25	2.04	0.7	1.5	18.5	7.98	0.0081	490
	4	56/0.30	2.59	0.8	1.5	21	4.95	0.0076	680
	6	84/0.30	3.6	0.8	1.6	25	3.30	0.0061	930
9	0.5	16/0.20	0.92	0.6	1.3	14.5	39.0	0.0130	240
	0.75	24/0.20	1.13	0.6	1.4	15.5	26.0	0.0114	290
	1	32/0.20	1.31	0.6	1.4	16	19.5	0.0104	330
	1.5	30/0.25	1.58	0.6	1.4	17	13.3	0.0089	390
	2.5	50/0.25	2.04	0.7	1.5	20	7.98	0.0081	550
	4	56/0.30	2.59	0.8	1.6	23	4.95	0.0076	770
	6	84/0.30	3.6	0.8	1.7	26.5	3.30	0.0061	1050

Caledonian Cables Manufacture

No. of cores	Conductor			Insulation thickness	Outer Sheath thickness	Overall diameter	Max. conductor resistance (at 20°C)	Min. insulation resistance (at 70°C)	Cable weight
	size	No. & dia. of wires	diameter						
	mm ²	No./mm	mm						
10	0.5	16/0.20	0.92	0.6	1.3	15.5	39.0	0.0130	260
	0.75	24/0.20	1.13	0.6	1.4	16.5	26.0	0.0114	310
	1	32/0.20	1.31	0.6	1.4	17	19.5	0.0104	350
	1.5	30/0.25	1.58	0.6	1.4	18	13.3	0.0089	420
	2.5	50/0.25	2.04	0.7	1.5	21	7.98	0.0081	600
	4	56/0.30	2.59	0.8	1.6	24.5	4.95	0.0076	840
	6	84/0.30	3.6	0.8	1.7	29	3.30	0.0061	1150
11	0.5	16/0.20	0.92	0.6	1.3	15.5	39.0	0.0130	280
	0.75	24/0.20	1.13	0.6	1.4	17	26.0	0.0114	340
	1	32/0.20	1.31	0.6	1.4	17.5	19.5	0.0104	380
	1.5	30/0.25	1.58	0.6	1.4	18.5	13.3	0.0089	460
	2.5	50/0.25	2.04	0.7	1.5	21.5	7.98	0.0081	650
	4	56/0.30	2.59	0.8	1.6	25	4.95	0.0076	920
	6	84/0.30	3.6	0.8	1.7	29.5	3.30	0.0061	1260
12	0.5	16/0.20	0.92	0.6	1.4	16	39.0	0.0130	290
	0.75	24/0.20	1.13	0.6	1.4	17	26.0	0.0114	340
	1	32/0.20	1.31	0.6	1.4	17.5	19.5	0.0104	390
	1.5	30/0.25	1.58	0.6	1.4	18.5	13.3	0.0089	470
	2.5	50/0.25	2.04	0.7	1.5	21.5	7.98	0.0081	670
	4	56/0.30	2.59	0.8	1.6	25	4.95	0.0076	960
	6	84/0.30	3.6	0.8	1.7	29.5	3.30	0.0061	1310
13	0.5	16/0.20	0.92	0.6	1.4	16.5	39.0	0.0130	320
	0.75	24/0.20	1.13	0.6	1.4	17.5	26.0	0.0114	370
	1	32/0.20	1.31	0.6	1.4	18	19.5	0.0104	420
	1.5	30/0.25	1.58	0.6	1.5	19.5	13.3	0.0089	520
	2.5	50/0.25	2.04	0.7	1.6	23	7.98	0.0081	740
	4	56/0.30	2.59	0.8	1.7	26.5	4.95	0.0076	1060
	6	84/0.30	3.6	0.8	1.7	31	3.30	0.0061	1430





Addison Cables to IEC/TIS Standard

www.addison-tech.com

www.addison-cables.com

No. of cores	Conductor			Insulation thickness	Outer Sheath thickness	Overall diameter	Max. conductor resistance (at 20°C)	Min. insulation resistance (at 70°C)	Cable weight
	size	No. & dia. of wires	diameter						
	mm ²	No./mm	mm						
14	0.5	16/0.20	0.92	0.6	1.4	16.5	39.0	0.0130	320
	0.75	24/0.20	1.13	0.6	1.4	17.5	26.0	0.0114	380
	1	32/0.20	1.31	0.6	1.4	18	19.5	0.0104	430
	1.5	30/0.25	1.58	0.6	1.5	19.5	13.3	0.0089	530
	2.5	50/0.25	2.04	0.7	1.6	23	7.98	0.0081	760
	4	56/0.30	2.59	0.8	1.7	26.5	4.95	0.0076	1090
	6	84/0.30	3.6	0.8	1.7	31	3.30	0.0061	1480
15	0.5	16/0.20	0.92	0.6	1.4	17	39.0	0.0130	350
	0.75	24/0.20	1.13	0.6	1.4	18	26.0	0.0114	410
	1	32/0.20	1.31	0.6	1.5	19	19.5	0.0104	480
	1.5	30/0.25	1.58	0.6	1.5	20.5	13.3	0.0089	580
	2.5	50/0.25	2.04	0.7	1.6	24	7.98	0.0081	830
	4	56/0.30	2.59	0.8	1.7	28	4.95	0.0076	1190
	6	84/0.30	3.6	0.8	1.8	33	3.30	0.0061	1630
16	0.5	16/0.20	0.92	0.6	1.4	17	39.0	0.0130	350
	0.75	24/0.20	1.13	0.6	1.4	18	26.0	0.0114	420
	1	32/0.20	1.31	0.6	1.5	19	19.5	0.0104	480
	1.5	30/0.25	1.58	0.6	1.5	20.5	13.3	0.0089	590
	2.5	50/0.25	2.04	0.7	1.6	24	7.98	0.0081	850
	4	56/0.30	2.59	0.8	1.7	28	4.95	0.0076	1220
	6	84/0.30	3.6	0.8	1.8	33	3.30	0.0061	1680
17	0.5	16/0.20	0.92	0.6	1.4	18	39.0	0.0130	380
	0.75	24/0.20	1.13	0.6	1.5	19	26.0	0.0114	460
	1	32/0.20	1.31	0.6	1.5	20	19.5	0.0104	520
	1.5	30/0.25	1.58	0.6	1.5	21.5	13.3	0.0089	640
	2.5	50/0.25	2.04	0.7	1.6	25	7.98	0.0081	920
	4	56/0.30	2.59	0.8	1.8	29.5	4.95	0.0076	1340
	6	84/0.30	3.6	0.8	1.8	34.5	3.30	0.0061	1820

Caledonian Cables Manufacture

No. of cores	Conductor			Insulation thickness	Outer Sheath thickness	Overall diameter	Max. conductor resistance (at 20°C)	Min. insulation resistance (at 70°C)	Cable weight
	size	No. & dia. of wires	diameter						
	mm ²	No./mm	mm						
18	0.5	16/0.20	0.92	0.6	1.4	18	39.0	0.0130	380
	0.75	24/0.20	1.13	0.6	1.5	19	26.0	0.0114	460
	1	32/0.20	1.31	0.6	1.5	20	19.5	0.0104	530
	1.5	30/0.25	1.58	0.6	1.5	21.5	13.3	0.0089	650
	2.5	50/0.25	2.04	0.7	1.6	25	7.98	0.0081	940
	4	56/0.30	2.59	0.8	1.8	29.5	4.95	0.0076	1370
	6	84/0.30	3.6	0.8	1.8	34.5	3.30	0.0061	1870
19	0.5	16/0.20	0.92	0.6	1.4	18	39.0	0.0130	390
	0.75	24/0.20	1.13	0.6	1.5	19	26.0	0.0114	470
	1	32/0.20	1.31	0.6	1.5	20	19.5	0.0104	540
	1.5	30/0.25	1.58	0.6	1.5	21.5	13.3	0.0089	660
	2.5	50/0.25	2.04	0.7	1.6	25	7.98	0.0081	960
	4	56/0.30	2.59	0.8	1.8	29.5	4.95	0.0076	1400
	6	84/0.30	3.6	0.8	1.8	34.5	3.30	0.0061	1920
20	0.5	16/0.20	0.92	0.6	1.4	18.5	39.0	0.0130	420
	0.75	24/0.20	1.13	0.6	1.5	20	26.0	0.0114	500
	1	32/0.20	1.31	0.6	1.5	21	19.5	0.0104	580
	1.5	30/0.25	1.58	0.6	1.6	22.5	13.3	0.0089	720
	2.5	50/0.25	2.04	0.7	1.7	26.5	7.98	0.0081	1050
	4	56/0.30	2.59	0.8	1.8	31	4.95	0.0076	1510
	6	84/0.30	3.6	0.8	1.9	36.5	3.30	0.0061	2080
21	0.5	16/0.20	0.92	0.6	1.4	18.5	39.0	0.0130	420
	0.75	24/0.20	1.13	0.6	1.5	20	26.0	0.0114	510
	1	32/0.20	1.31	0.6	1.5	21	19.5	0.0104	580
	1.5	30/0.25	1.58	0.6	1.6	22.5	13.3	0.0089	730
	2.5	50/0.25	2.04	0.7	1.7	26.5	7.98	0.0081	1060
	4	56/0.30	2.59	0.8	1.8	31	4.95	0.0076	1530
	6	84/0.30	3.6	0.8	1.9	36.5	3.30	0.0061	2120





Addison Cables to IEC/TIS Standard

www.addison-tech.com

www.addison-cables.com

No. of cores	Conductor			Insulation thickness	Outer Sheath thickness	Overall diameter	Max. conductor resistance (at 20°C)	Min. insulation resistance (at 70°C)	Cable weight
	size	No. & dia. of wires	diameter						
	mm ²	No./mm	mm						
22	0.5	16/0.20	0.92	0.6	1.5	19.5	39.0	0.0130	460
	0.75	24/0.20	1.13	0.6	1.5	20.5	26.0	0.0114	550
	1	32/0.20	1.31	0.6	1.5	21.5	19.5	0.0104	630
	1.5	30/0.25	1.58	0.6	1.6	23.5	13.3	0.0089	780
	2.5	50/0.25	2.04	0.7	1.7	27.5	7.98	0.0081	1140
	4	56/0.30	2.59	0.8	1.8	32	4.95	0.0076	1650
	6	84/0.30	3.6	0.8	1.9	38	3.30	0.0061	2280
23	0.5	16/0.20	0.92	0.6	1.5	19.5	39.0	0.0130	460
	0.75	24/0.20	1.13	0.6	1.5	20.5	26.0	0.0114	550
	1	32/0.20	1.31	0.6	1.5	21.5	19.5	0.0104	630
	1.5	30/0.25	1.58	0.6	1.6	23.5	13.3	0.0089	790
	2.5	50/0.25	2.04	0.7	1.7	27.5	7.98	0.0081	1150
	4	56/0.30	2.59	0.8	1.8	32	4.95	0.0076	1660
	6	84/0.30	3.6	0.8	1.9	38	3.30	0.0061	2310
24	0.5	16/0.20	0.92	0.6	1.5	20.5	39.0	0.0130	480
	0.75	24/0.20	1.13	0.6	1.5	21.5	26.0	0.0114	570
	1	32/0.20	1.31	0.6	1.6	23	19.5	0.0104	670
	1.5	30/0.25	1.58	0.6	1.6	24.5	13.3	0.0089	820
	2.5	50/0.25	2.04	0.7	1.7	29	7.98	0.0081	1200
	4	56/0.30	2.59	0.8	1.9	34	4.95	0.0076	1750
	6	84/0.30	3.6	0.8	2	41	3.30	0.0061	2460
25	0.5	16/0.20	0.92	0.6	1.5	21	39.0	0.0130	500
	0.75	24/0.20	1.13	0.6	1.5	22	26.0	0.0114	600
	1	32/0.20	1.31	0.6	1.6	23.5	19.5	0.0104	700
	1.5	30/0.25	1.58	0.6	1.6	25	13.3	0.0089	870
	2.5	50/0.25	2.04	0.7	1.7	29.5	7.98	0.0081	1270
	4	56/0.30	2.59	0.8	1.9	35	4.95	0.0076	1850
	6	84/0.30	3.6	0.8	2	41.5	3.30	0.0061	2600

Caledonian Cables Manufacture

No. of cores	Conductor			Insulation thickness	Outer Sheath thickness	Overall diameter	Max. conductor resistance (at 20°C)	Min. insulation resistance (at 70°C)	Cable weight
	size	No. & dia. of wires	diameter						
	mm ²	No./mm	mm						
26	0.5	16/0.20	0.92	0.6	1.5	21	39.0	0.0130	510
	0.75	24/0.20	1.13	0.6	1.5	22	26.0	0.0114	610
	1	32/0.20	1.31	0.6	1.6	23.5	19.5	0.0104	710
	1.5	30/0.25	1.58	0.6	1.6	25	13.3	0.0089	880
	2.5	50/0.25	2.04	0.7	1.7	29.5	7.98	0.0081	1290
	4	56/0.30	2.59	0.8	1.9	35	4.95	0.0076	1880
	6	84/0.30	3.6	0.8	2	41.5	3.30	0.0061	2650
27	0.5	16/0.20	0.92	0.6	1.5	21	39.0	0.0130	510
	0.75	24/0.20	1.13	0.6	1.5	22	26.0	0.0114	610
	1	32/0.20	1.31	0.6	1.6	23.5	19.5	0.0104	720
	1.5	30/0.25	1.58	0.6	1.6	25	13.3	0.0089	890
	2.5	50/0.25	2.04	0.7	1.8	29.5	7.98	0.0081	1320
	4	56/0.30	2.59	0.8	1.9	35	4.95	0.0076	1920
	6	84/0.30	3.6	0.8	2	41.5	3.30	0.0061	2700
28	0.5	16/0.20	0.92	0.6	1.5	21.5	39.0	0.0130	540
	0.75	24/0.20	1.13	0.6	1.6	23	26.0	0.0114	660
	1	32/0.20	1.31	0.6	1.6	24	19.5	0.0104	760
	1.5	30/0.25	1.58	0.6	1.7	26	13.3	0.0089	950
	2.5	50/0.25	2.04	0.7	1.8	30.5	7.98	0.0081	1390
	4	56/0.30	2.59	0.8	1.9	36	4.95	0.0076	2020
	6	84/0.30	3.6	0.8	2.1	43.5	3.30	0.0061	2870
29	0.5	16/0.20	0.92	0.6	1.5	21.5	39.0	0.0130	540
	0.75	24/0.20	1.13	0.6	1.6	23	26.0	0.0114	660
	1	32/0.20	1.31	0.6	1.6	24	19.5	0.0104	770
	1.5	30/0.25	1.58	0.6	1.7	26	13.3	0.0089	960
	2.5	50/0.25	2.04	0.7	1.8	30.5	7.98	0.0081	1420
	4	56/0.30	2.59	0.8	1.9	36	4.95	0.0076	2060
	6	84/0.30	3.6	0.8	2.1	43.5	3.30	0.0061	2920





Addison Cables to IEC/TIS Standard

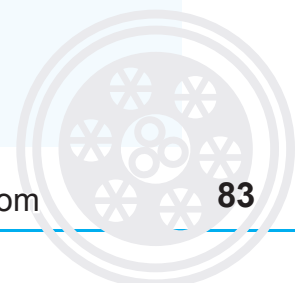
www.addison-tech.com

www.addison-cables.com

No. of cores	Conductor			Insulation thickness	Outer Sheath thickness	Overall diameter	Max. conductor resistance (at 20°C)	Min. insulation resistance (at 70°C)	Cable weight
	size	No. & dia. of wires	diameter						
	mm ²	No./mm	mm						
30	0.5	16/0.20	0.92	0.6	1.5	21.5	39.0	0.0130	550
	0.75	24/0.20	1.13	0.6	1.6	23	26.0	0.0114	670
	1	32/0.20	1.31	0.6	1.6	24	19.5	0.0104	780
	1.5	30/0.25	1.58	0.6	1.7	26	13.3	0.0089	980
	2.5	50/0.25	2.04	0.7	1.8	30.5	7.98	0.0081	1440
	4	56/0.30	2.59	0.8	1.9	36	4.95	0.0076	2090
	6	84/0.30	3.6	0.8	2.1	43.5	3.30	0.0061	2970
31	0.5	16/0.20	0.92	0.6	1.5	22	39.0	0.0130	580
	0.75	24/0.20	1.13	0.6	1.6	23.5	26.0	0.0114	710
	1	32/0.20	1.31	0.6	1.6	25	19.5	0.0104	820
	1.5	30/0.25	1.58	0.6	1.7	27	13.3	0.0089	1030
	2.5	50/0.25	2.04	0.7	1.8	31.5	7.98	0.0081	1520
	4	56/0.30	2.59	0.8	2	38	4.95	0.0076	2260
	6	84/0.30	3.6	0.8	2.1	45	3.30	0.0061	3140
32	0.5	16/0.20	0.92	0.6	1.5	22	39.0	0.0130	580
	0.75	24/0.20	1.13	0.6	1.6	23.5	26.0	0.0114	710
	1	32/0.20	1.31	0.6	1.6	25	19.5	0.0104	830
	1.5	30/0.25	1.58	0.6	1.7	27	13.3	0.0089	1040
	2.5	50/0.25	2.04	0.7	1.8	31.5	7.98	0.0081	1540
	4	56/0.30	2.59	0.8	2	38	4.95	0.0076	2290
	6	84/0.30	3.6	0.8	2.1	45	3.30	0.0061	3190
33	0.5	16/0.20	0.92	0.6	1.5	22	39.0	0.0130	590
	0.75	24/0.20	1.13	0.6	1.6	23.5	26.0	0.0114	720
	1	32/0.20	1.31	0.6	1.6	25	19.5	0.0104	840
	1.5	30/0.25	1.58	0.6	1.7	27	13.3	0.0089	1060
	2.5	50/0.25	2.04	0.7	1.8	31.5	7.98	0.0081	1560
	4	56/0.30	2.59	0.8	2	38	4.95	0.0076	2330
	6	84/0.30	3.6	0.8	2.1	45	3.30	0.0061	3240

Caledonian Cables Manufacture

No. of cores	Conductor			Insulation thickness	Outer Sheath thickness	Overall diameter	Max. conductor resistance (at 20°C)	Min. insulation resistance (at 70°C)	Cable weight
	size	No. & dia. of wires	diameter						
	mm ²	No./mm	mm						
34	0.5	16/0.20	0.92	0.6	1.6	23	39.0	0.0130	630
	0.75	24/0.20	1.13	0.6	1.6	24.5	26.0	0.0114	760
	1	32/0.20	1.31	0.6	1.6	25.5	19.5	0.0104	880
	1.5	30/0.25	1.58	0.6	1.7	27.5	13.3	0.0089	1110
	2.5	50/0.25	2.04	0.7	1.9	33	7.98	0.0081	1660
	4	56/0.30	2.59	0.8	2	39	4.95	0.0076	2450
	6	84/0.30	3.6	0.8	2.2	46.5	3.30	0.0061	3420
35	0.5	16/0.20	0.92	0.6	1.6	23	39.0	0.0130	640
	0.75	24/0.20	1.13	0.6	1.6	24.5	26.0	0.0114	770
	1	32/0.20	1.31	0.6	1.6	25.5	19.5	0.0104	890
	1.5	30/0.25	1.58	0.6	1.7	27.5	13.3	0.0089	1120
	2.5	50/0.25	2.04	0.7	1.9	33	7.98	0.0081	1680
	4	56/0.30	2.59	0.8	2	39	4.95	0.0076	2480
	6	84/0.30	3.6	0.8	2.2	46.5	3.30	0.0061	3480
36	0.5	16/0.20	0.92	0.6	1.6	23	39.0	0.0130	640
	0.75	24/0.20	1.13	0.6	1.6	24.5	26.0	0.0114	770
	1	32/0.20	1.31	0.6	1.6	25.5	19.5	0.0104	900
	1.5	30/0.25	1.58	0.6	1.7	27.5	13.3	0.0089	1140
	2.5	50/0.25	2.04	0.7	1.9	33	7.98	0.0081	1700
	4	56/0.30	2.59	0.8	2	39	4.95	0.0076	2520
	6	84/0.30	3.6	0.8	2.2	46.5	3.30	0.0061	3530
37	0.5	16/0.20	0.92	0.6	1.6	23	39.0	0.0130	640
	0.75	24/0.20	1.13	0.6	1.6	24.5	26.0	0.0114	780
	1	32/0.20	1.31	0.6	1.6	25.5	19.5	0.0104	910
	1.5	30/0.25	1.58	0.6	1.7	27.5	13.3	0.0089	1150
	2.5	50/0.25	2.04	0.7	1.9	33	7.98	0.0081	1720
	4	56/0.30	2.59	0.8	2	39	4.95	0.0076	2550
	6	84/0.30	3.6	0.8	2.2	46.5	3.30	0.0061	3580





Addison Cables to IEC/TIS Standard

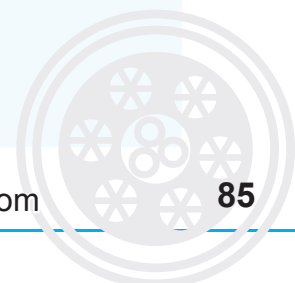
www.addison-tech.com

www.addison-cables.com

No. of cores	Conductor			Insulation thickness	Outer Sheath thickness	Overall diameter	Max. conductor resistance (at 20°C)	Min. insulation resistance (at 70°C)	Cable weight
	size	No. & dia. of wires	diameter						
	mm ²	No./mm	mm						
38	0.5	16/0.20	0.92	0.6	1.6	23.5	39.0	0.0130	680
	0.75	24/0.20	1.13	0.6	1.6	25	26.0	0.0114	820
	1	32/0.20	1.31	0.6	1.7	26.5	19.5	0.0104	970
	1.5	30/0.25	1.58	0.6	1.7	28.5	13.3	0.0089	1210
	2.5	50/0.25	2.04	0.7	1.9	34	7.98	0.0081	1800
	4	56/0.30	2.59	0.8	2.1	41	4.95	0.0076	2700
	6	84/0.30	3.6	0.8	2.2	48.5	3.30	0.0061	3750
39	0.5	16/0.20	0.92	0.6	1.6	23.5	39.0	0.0130	680
	0.75	24/0.20	1.13	0.6	1.6	25	26.0	0.0114	830
	1	32/0.20	1.31	0.6	1.7	26.5	19.5	0.0104	980
	1.5	30/0.25	1.58	0.6	1.7	28.5	13.3	0.0089	1220
	2.5	50/0.25	2.04	0.7	1.9	34	7.98	0.0081	1830
	4	56/0.30	2.59	0.8	2.1	41	4.95	0.0076	2730
	6	84/0.30	3.6	0.8	2.2	48.5	3.30	0.0061	3800
40	0.5	16/0.20	0.92	0.6	1.6	23.5	39.0	0.0130	680
	0.75	24/0.20	1.13	0.6	1.6	25	26.0	0.0114	830
	1	32/0.20	1.31	0.6	1.7	26.5	19.5	0.0104	980
	1.5	30/0.25	1.58	0.6	1.7	28.5	13.3	0.0089	1230
	2.5	50/0.25	2.04	0.7	1.9	34	7.98	0.0081	1840
	4	56/0.30	2.59	0.8	2.1	41	4.95	0.0076	2750
	6	84/0.30	3.6	0.8	2.2	48.5	3.30	0.0061	3840
41	0.5	16/0.20	0.92	0.6	1.6	25	39.0	0.0130	740
	0.75	24/0.20	1.13	0.6	1.7	27	26.0	0.0114	900
	1	32/0.20	1.31	0.6	1.7	28.5	19.5	0.0104	1050
	1.5	30/0.25	1.58	0.6	1.8	31	13.3	0.0089	1320
	2.5	50/0.25	2.04	0.7	1.9	36.5	7.98	0.0081	1960
	4	56/0.30	2.59	0.8	2.1	44	4.95	0.0076	2920
	6	84/0.30	3.6	0.8	2.3	52.5	3.30	0.0061	4090

Caledonian Cables Manufacture

No. of cores	Conductor			Insulation thickness	Outer Sheath thickness	Overall diameter	Max. conductor resistance (at 20°C)	Min. insulation resistance (at 70°C)	Cable weight
	size	No. & dia. of wires	diameter						
	mm ²	No./mm	mm						
42	0.5	16/0.20	0.92	0.6	1.6	25	39.0	0.0130	740
	0.75	24/0.20	1.13	0.6	1.7	27	26.0	0.0114	910
	1	32/0.20	1.31	0.6	1.7	28.5	19.5	0.0104	1060
	1.5	30/0.25	1.58	0.6	1.8	31	13.3	0.0089	1330
	2.5	50/0.25	2.04	0.7	1.9	36.5	7.98	0.0081	1980
	4	56/0.30	2.59	0.8	2.1	44	4.95	0.0076	2960
	6	84/0.30	3.6	0.8	2.3	52.5	3.30	0.0061	4140
43	0.5	16/0.20	0.92	0.6	1.6	25	39.0	0.0130	740
	0.75	24/0.20	1.13	0.6	1.7	27	26.0	0.0114	910
	1	32/0.20	1.31	0.6	1.7	28.5	19.5	0.0104	1060
	1.5	30/0.25	1.58	0.6	1.8	31	13.3	0.0089	1340
	2.5	50/0.25	2.04	0.7	1.9	36.5	7.98	0.0081	1990
	4	56/0.30	2.59	0.8	2.1	44	4.95	0.0076	2970
	6	84/0.30	3.6	0.8	2.3	52.5	3.30	0.0061	4170
44	0.5	16/0.20	0.92	0.6	1.6	25	39.0	0.0130	750
	0.75	24/0.20	1.13	0.6	1.7	27	26.0	0.0114	920
	1	32/0.20	1.31	0.6	1.7	28.5	19.5	0.0104	1070
	1.5	30/0.25	1.58	0.6	1.8	31	13.3	0.0089	1350
	2.5	50/0.25	2.04	0.7	2	37.5	7.98	0.0081	2070
	4	56/0.30	2.59	0.8	2.2	44	4.95	0.0076	3030
	6	84/0.30	3.6	0.8	2.3	53	3.30	0.0061	4280
45	0.5	16/0.20	0.92	0.6	1.6	25.5	39.0	0.0130	780
	0.75	24/0.20	1.13	0.6	1.7	27.5	26.0	0.0114	960
	1	32/0.20	1.31	0.6	1.7	29	19.5	0.0104	1120
	1.5	30/0.25	1.58	0.6	1.8	31.5	13.3	0.0089	1420
	2.5	50/0.25	2.04	0.7	2	38	7.98	0.0081	2170
	4	56/0.30	2.59	0.8	2.2	45	4.95	0.0076	3180
	6	84/0.30	3.6	0.8	2.3	53.5	3.30	0.0061	4480





Addison Cables to IEC/TIS Standard

www.addison-tech.com

www.addison-cables.com

No. of cores	Conductor			Insulation thickness	Outer Sheath thickness	Overall diameter	Max. conductor resistance (at 20°C)	Min. insulation resistance (at 70°C)	Cable weight
	size	No. & dia. of wires	diameter						
	mm ²	No./mm	mm						
46	0.5	16/0.20	0.92	0.6	1.6	25.5	39.0	0.0130	780
	0.75	24/0.20	1.13	0.6	1.7	27.5	26.0	0.0114	960
	1	32/0.20	1.31	0.6	1.7	29	19.5	0.0104	1120
	1.5	30/0.25	1.58	0.6	1.8	31.5	13.3	0.0089	1420
	2.5	50/0.25	2.04	0.7	2	38	7.98	0.0081	2170
	4	56/0.30	2.59	0.8	2.2	45	4.95	0.0076	3190
	6	84/0.30	3.6	0.8	2.3	53.5	3.30	0.0061	4500
47	0.5	16/0.20	0.92	0.6	1.6	25.5	39.0	0.0130	780
	0.75	24/0.20	1.13	0.6	1.7	27.5	26.0	0.0114	970
	1	32/0.20	1.31	0.6	1.7	29	19.5	0.0104	1130
	1.5	30/0.25	1.58	0.6	1.8	31.5	13.3	0.0089	1430
	2.5	50/0.25	2.04	0.7	2	38	7.98	0.0081	2190
	4	56/0.30	2.59	0.8	2.2	45	4.95	0.0076	3220
	6	84/0.30	3.6	0.8	2.3	53.5	3.30	0.0061	4550
48	0.5	16/0.20	0.92	0.6	1.6	25.5	39.0	0.0130	790
	0.75	24/0.20	1.13	0.6	1.7	27.5	26.0	0.0114	980
	1	32/0.20	1.31	0.6	1.7	29	19.5	0.0104	1140
	1.5	30/0.25	1.58	0.6	1.8	31.5	13.3	0.0089	1450
	2.5	50/0.25	2.04	0.7	2	38	7.98	0.0081	2220
	4	56/0.30	2.59	0.8	2.2	45	4.95	0.0076	3270
	6	84/0.30	3.6	0.8	2.4	54	3.30	0.0061	4650