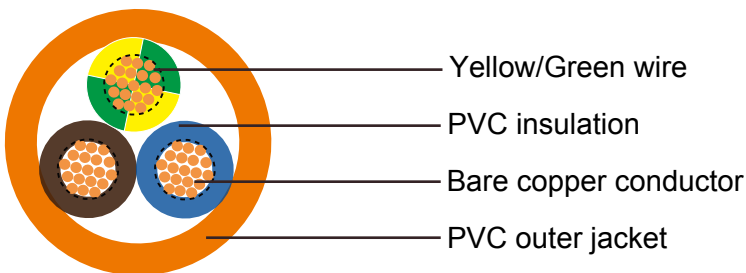





H03V2V2-F/ H03V2V2H2-F

Application and Description

These cables are suitable for domestic premises, kitchen, office for light service or light portable apparatuses. With their special insulation and sheath compounds these cables are adapted for apparatus in kitchen and heating and for use in zones with high temperatures (like lighting system apparatuses) without contact with warm parts and radiations. Unsuitable for outdoor use, in industrial and agricultural buildings or non-domestic portable tools. The maximum conductor temperature in normal use: 90°C. While high temperature use, skin contact must be avoided



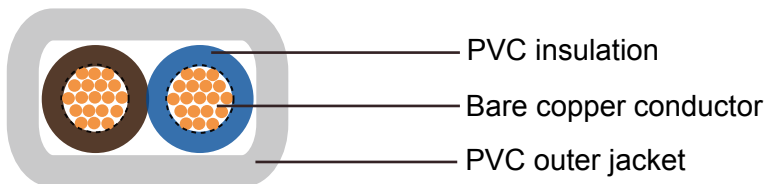
H03V2V2-F




H03V2V2-F

Standard and Approval

NF C 32-201-12



H03V2V2H2-F



H03V2V2H2-F



French Standard

Cable Construction

- Bare copper fine wire conductor
- Stranded to DIN VDE 0295 cl. 5, BS 6360 cl. 5, IEC 60228 cl. 5 and HD 383
- PVC core insulation T13 to VDE-0281 Part 1
- Color coded to VDE-0293-308
- PVC outer jacket TM3

Technical Characteristics

- Working voltage: 300/300 volts
- Test voltage: 3000 volts
- Flexing bending radius: 15 x Ø
- Static bending radius: 4 x Ø
- Flexing temperature: +5° C to +90° C
- Static temperature: -40° C to +90° C
- Short circuit temperature: +160° C
- Flame retardant: NF C 32-070
- Insulation resistance: 20 MΩ x km

Cable Parameter

AWG	No. of Cores x Nominal Cross Sectional Area # x mm ²	Nominal Thickness of Insulation mm	Nominal Thickness of Sheath mm	Nominal Overall Diameter mm	Nominal Copper Weight kg/km	Nominal Weight kg/km
H03V2V2-F						
20(16/32)	2 x 0.50	0.5	0.6	5	9.6	38
20(16/32)	3 x 0.50	0.5	0.6	5.4	14.4	45
20(16/32)	4 x 0.50	0.5	0.6	5.8	19.2	55
18(24/32)	2 x 0.75	0.5	0.6	5.5	14.4	46
18(24/32)	3 x 0.75	0.5	0.6	6	21.6	59
18(24/32)	4 x 0.75	0.5	0.6	6.5	28.8	72
H03V2V2H2-F						
20(16/32)	2 x 0.50	0.5	0.6	3.2 x 5.2	9.7	32
18(24/32)	2 x 0.75	0.5	0.3	3.4 x 5.6	14.4	35